Financial Report

For the period ending

February 28, 2022

Marion CUSD #2
Financial Profile
For the period ending February 28, 2022

	Budgeted Expenditures	Year-to-Date Expenditures	Budget Balance	Percent of Budget Spent
Educational Fund	$ 37,440,545	$ 23,422,894	$ 14,017,651	62.56%
Operations & Maintenance Fund	10,302,319	2,889,408	$ 7,412,911	28.05%
Lease Fund	52,800	30,800	$ 22,000	58.33%
Debt Service Fund	2,631,285	1,610,387	$ 1,020,899	61.20%
Transportation Fund	1,928,762	1,002,965	$ 925,797	52.00%
Social Security/Medicare Fund	602,664	362,643	$ 240,021	60.17%
IMRF Fund	599,000	345,879	$ 253,121	57.74%
Capital Projects Fund	3,740,018	870,857	$ 2,869,161	23.28%
Working Cash Fund	0	0	0	0.00%
Tort Fund	650,000	509,138	$ 140,862	78.33%
Fire Prevention & Life Safety Fun	1,756,735	1,076,955	$ 679,780	61.30%
ALL FUNDS	**$ 59,704,128**	**$ 32,121,926**	**$ 27,582,202**	**53.80%**

Percent of Fiscal Year Completed = 66.67%

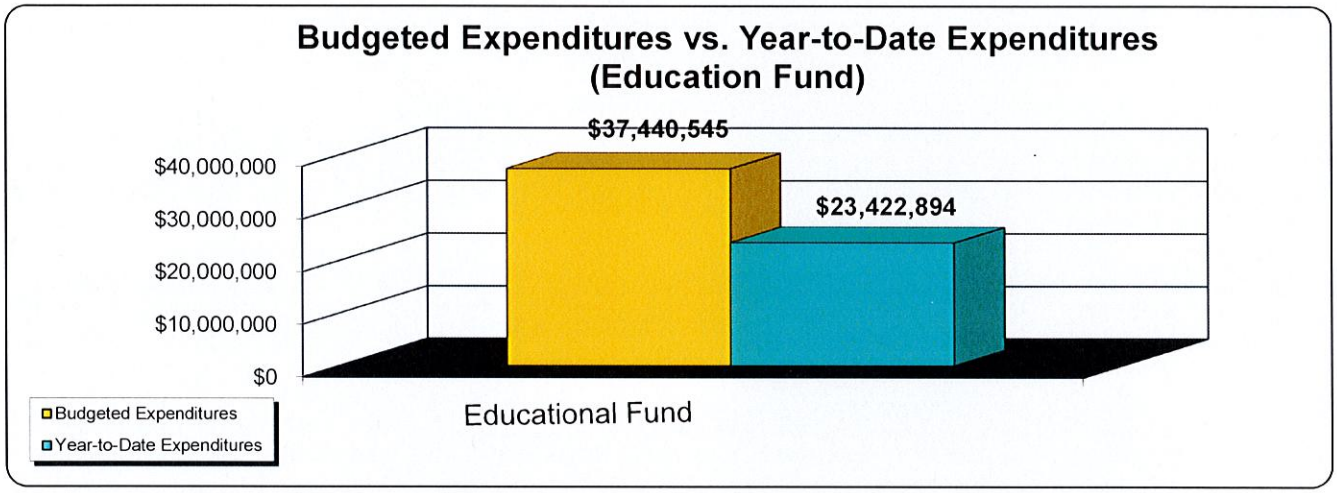

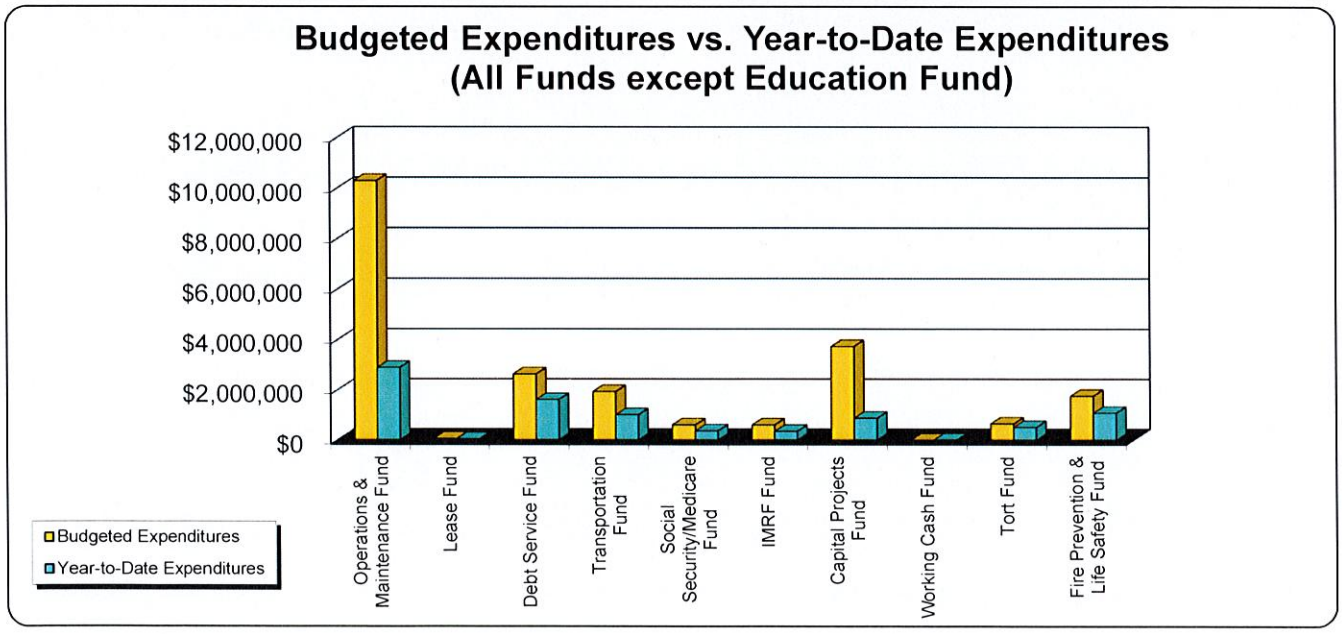

Marion CUSD #2
Financial Profile
For the period ending February 28, 2022

	Budgeted Revenue	Year-to-Date Revenue	Budget Balance	Percent of Budget Collected
Educational Fund	$ 37,721,999	$ 30,260,803	7,461,196	80.22%
Operations & Maintenance Fund	10,270,419	$ 4,558,292	5,712,127	44.38%
Lease Fund	1,130	$ 1,297	(167)	114.78%
Debt Service Fund	2,632,185	$ 1,913,298	718,887	72.69%
Transportation Fund	1,875,000	$ 1,812,748	62,252	96.68%
Social Security/Medicare Fund	500,500	$ 502,382	(1,882)	100.38%
IMRF Fund	538,000	$ 538,336	(336)	100.06%
Capital Projects Fund	2,695,000	$ 2,057,282	637,718	76.34%
Working Cash Fund	860	$ 863	(3)	100.32%
Tort Fund	698,500	$ 700,004	(1,504)	100.22%
Fire Prevention & Life Safety Fun	213,500	$ 216,921	(3,421)	101.60%
ALL FUNDS	**$ 57,147,093**	**$ 42,562,226**	**$ 14,584,867**	**74.48%**

Percent of Fiscal Year Completed = 66.67%

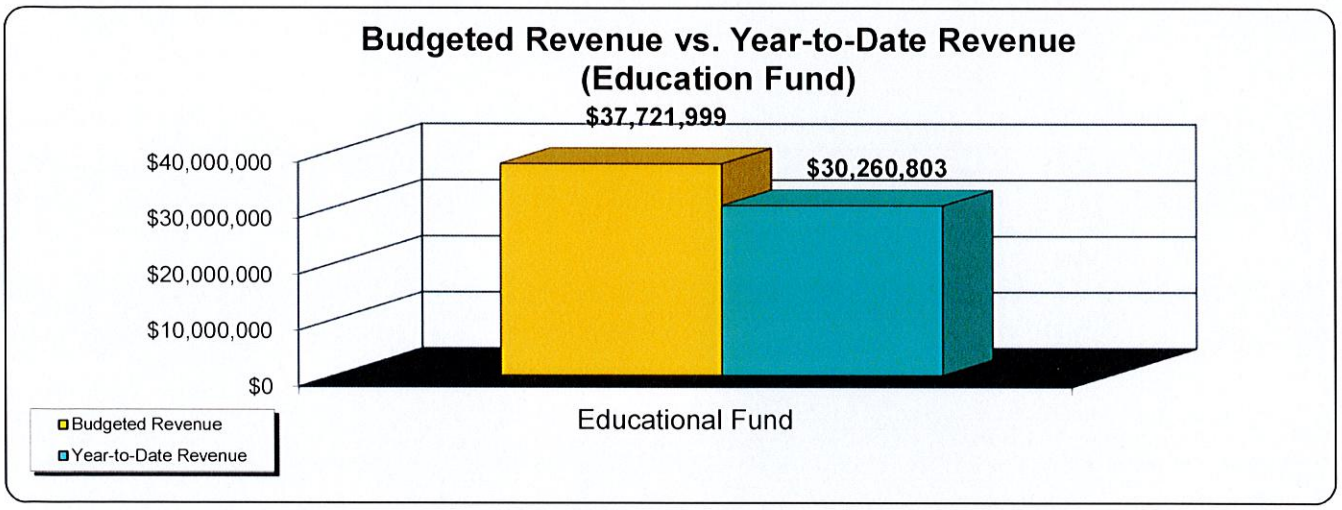

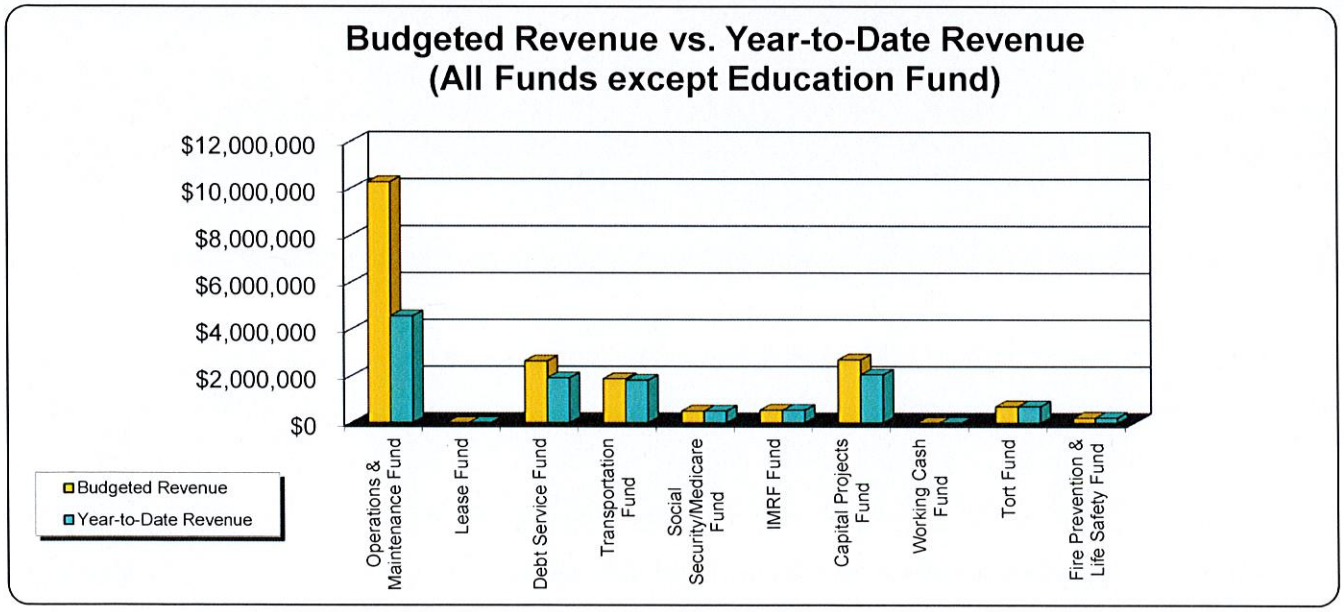

FDTLOC FUNC OBJ SJ SOURCE	Account Level Description	Ending Balance
A Asset		
10A000 1110 0000 00 000000	IMPREST, ADM, HS	26,000.48
10A000 1120 0000 00 000000	CASH IN BANK	12,216,871.17
10A000 1130 0000 00 000000	PETTY CASH	800.00
10A000 1140 0000 00 000000	HEALTH INSURANCE CHECKING	260,139.55
10A000 1260 0000 00 000000	Activity Account	0.00
10A000 1300 0000 00 000000	EDUC. TRANSF FROM W CASH	0.00
10A000 1310 0000 00 000000	TAXES RECEIVABLE	-0.31
10A000 1410 0000 00 000000	DUE TO ED FROM TORT	0.00
10A000 1410 0000 00 000002	ED LOAN TO O&M FUND	0.00
10A000 1410 0000 00 000004	LOAN TO TRANSPORTATION FUND	0.00
10A000 1410 0000 00 000008	ED LOAN TO TORT FUND	0.00
10A000 1530 0000 00 000000	GRANTS RECEIVABLE	-0.26
10A000 1610 0000 00 000001	18-19 LOAN TO VOCATIONAL DIST	0.00
10A000 1610 0000 00 000003	17-18 CTEI VOCATION LOAN	0.00
10A000 1610 0000 02 000002	13-14 LOAN TO PRE-K	-0.10
10A000 1610 0000 04 000004	11-12 LOAN PRE-K	0.29
10A000 1630 0000 00 000000	INSURANCE RECEIVABLE	0.21
10A000 1720 0000 00 000000	BUILDING TRADES HOUSE	0.00
10A--- ---- ---- -- ------		12,503,811.03
L Liability		
10L000 4110 0000 00 000000	EDUC.FROM BLDG FUND	0.00
10L000 4110 0000 00 000001	LOAN FROM WC	0.00
10L000 4110 0000 00 000002	LOAN FROM TRANS	0.00
10L000 4200 0000 00 000000	ACCRUED PAYROLL	0.00
10L000 4310 0000 00 000000	ACCOUNTS PAYABLE	-0.25
10L000 4340 0000 00 000000	ED LOAN FROM TRANS	0.00
10L000 4610 0000 00 000000	LINE OF CREDIT	0.00
10L000 4650 0000 00 000000	BIKING FOR BOOKS	0.00
10L000 4710 0000 00 000000	ACCRUED SALARIES AND BENEFITS	0.13
10L000 4810 0000 00 000451	EDUCATION TRS	0.36
10L000 4810 0000 00 000452	FIT	0.00
10L000 4810 0000 00 000453	SIT	0.03
10L000 4810 0000 00 000454	IMRF	0.00
10L000 4810 0000 00 000455	ANNUITIES	0.00
10L000 4810 0000 00 000456	HEALTH INSURANCE	0.00
10L000 4810 0000 00 000457	FICA	0.00
10L000 4810 0000 00 000458	MEDICARE	0.00
10L000 4810 0000 00 000459	CREDIT UNION & DUES	0.00
10L000 4810 0000 00 000460	UNITED WAY	0.00
10L000 4810 0000 00 000461	UNIT 2 FOUNDATION	0.00
10L000 4810 0000 00 000462	CIRCUIT CLERK	0.00
10L000 4810 0000 00 000464	KIDS FOUNDATION	0.00
10L000 4810 1000 00 000458	FICA/MEDICARE	0.00
10L000 4910 0000 00 000000	DEFERRED REVENUE	-0.27
10L000 4930 0000 00 000000	Activity Account	0.00
10L000 4980 0000 00 000000		0.00
10L000 4990 0000 00 000000	CONTINGENT HEALTH INSURANCE LI	-0.04
10L000 4990 0000 00 000003	Property Tax Building Trades	-5.99
10L000 5500 0000 00 000000	CONTINGENT HEALTH INS LIAB.	-151,513.16
10L--- ---- ---- -- ------		-151,519.19

FDTLOC FUNC OBJ SJ SOURCE	Account Level Description	Ending Balance
Q Equity		
10Q000 7030 0000 00 000002	RESTRICTED FUND BAL HEALTH INS	0.00
10Q000 7130 0000 00 000000	RESERVE FOR ENCUMBRANCES	0.00
10Q000 7300 0000 00 000000	EDUCATION FUND BALANCE	-12,352,291.84
10Q--- ---- ---- -- ------		-12,352,291.84
10---- ---- ---- -- ------		0.00
A Asset		
11A000 1260 0000 00 000000	ACTIVITY FUND CASH	407,001.84
11A--- ---- ---- -- ------		407,001.84
L Liability		
11L000 4930 0000 00 000000	ACTIVITY FUND LIABILITY	0.00
11L--- ---- ---- -- ------		0.00
Q Equity		
11Q000 7150 0000 00 000000	ACTIVITY FUND BALANCE	0.00
11Q000 7300 0000 00 000000	ACTIVITY ACCOUNT FUND BALANCE	-407,001.84
11Q--- ---- ---- -- ------		-407,001.84
11---- ---- ---- -- ------		0.00
A Asset		
20A000 1120 0000 00 000000	CASH IN BANK	3,638,700.53
20A000 1310 0000 00 000001	ALLOWANCE ACCOUNT	0.00
20A000 1410 0000 00 000000	O&M LOAN TO ED	0.00
20A000 1410 0000 00 000001	OM LOAN TO CAPITAL PROJECTS	0.00
20A000 1510 0000 00 000000	O&M LOAN TO ED	0.00
20A--- ---- ---- -- ------		3,638,700.53
L Liability		
20L000 4110 0000 00 000000	LOAN FROM WC	0.00
20L000 4110 0000 00 000001	LOAN FROM ED FUND	0.00
20L000 4110 0000 00 000002	LOAN FROM TRANSPORTATION	0.00
20L000 4200 0000 00 000000	ACCRUED PAYROLL	0.00
20L000 4310 0000 00 000000	ACCOUNTS PAYABLE	-0.02
20L000 4410 0000 00 000000	HS FIRE RESTORATION (INSURANCE	0.00
20L000 4710 0000 00 000000	ACCRUED SALARIES AND BENEFITS	-0.36
20L000 4810 0000 00 000451	TRS	0.00
20L000 4810 0000 00 000452	FIT	0.00
20L000 4810 0000 00 000453	SIT	0.00
20L000 4810 0000 00 000454	IMRF	0.00

FDTLOC FUNC OBJ SJ SOURCE	Account Level Description	Ending Balance
L Liability		
20L000 4810 0000 00 000455	ANNUITIES	0.00
20L000 4810 0000 00 000456	HEALTH INSURANCE	0.00
20L000 4810 0000 00 000457	FICA	0.00
20L000 4810 0000 00 000458	MEDICARE	0.00
20L000 4810 0000 00 000459	CREDIT UNION, UNION DUES	0.00
20L000 4810 0000 00 000460	UNITED WAY	0.00
20L000 4810 0000 00 000462	CIRCUIT CLERK	0.00
20L000 4810 1000 00 000458	FICA/MEDICARE	0.00
20L000 4910 0000 00 000000	DEFERRED REVENUE	-0.40
20L000 4980 0000 00 000000		0.00
20L000 4990 0000 00 000000	PROPERTY TAX ON PURCHASE OF PR	3.53
20L--- ---- ---- -- ------		2.75
Q Equity		
20Q000 7130 0000 00 000000	RESERVE FOR ENCUMBRANCES	0.00
20Q000 7300 0000 00 000000	OM FUND BALANCE	-3,638,703.28
20Q--- ---- ---- -- ------		-3,638,703.28
20---- ---- ---- -- ------		0.00
A Asset		
21A000 1120 0000 00 000000	CASH IN BANK	51,035.91
21A000 1210 0000 00 000000	LEASE DEPOSIT	0.00
21A--- ---- ---- -- ------		51,035.91
L Liability		
21L000 4310 0000 00 000000	ACCOUNTS PAYABLE	0.27
21L000 4910 0000 00 000000	DEFERRED REVENUE	0.13
21L000 5900 0000 00 000000	LT LIAB - COMPUTERS	0.00
21L000 5990 0000 00 000000	LEASE: LT LIAB - COMPUTERS	0.25
21L--- ---- ---- -- ------		0.65
Q Equity		
21Q000 7300 0000 00 000000	OM LEASE FUND BALANCE	-51,036.56
21Q--- ---- ---- -- ------		-51,036.56
21---- ---- ---- -- ------		0.00
A Asset		
30A000 1120 0000 00 000000	CASH IN BANK	309,332.25
30A--- ---- ---- -- ------		309,332.25

FDTLOC FUNC OBJ SJ SOURCE	Account Level Description	Ending Balance
L	Liability	
30L000 4310 0000 00 000000	ACCOUNTS PAYABLE	0.00
30L000 4910 0000 00 000000	DEFERRED REVENUE	0.42
30L--- ---- ---- -- ------		0.42
Q	Equity	
30Q000 7300 0000 00 000000	DEBT SERVICE FUND BALANCE	-309,332.67
30Q--- ---- ---- -- ------		-309,332.67
30---- ---- ---- -- ------		0.00
A	Asset	
40A000 1120 0000 00 000000	CASH IIN BANK	1,705,503.98
40A000 1410 0000 00 000000	TRANS LOAN TO ED	0.00
40A000 1420 0000 00 000000	LOAN TO O&M FUND	0.00
40A000 1510 0000 00 000000	TRANS LOAN TO ED	0.00
40A000 1530 0000 00 000000	GRANTS RECEIVABLE	0.28
40A000 1610 0000 00 000000	OTHER RECEIVABLES	0.00
40A000 1610 0000 00 000001	20-21 LOAN TO WCES	0.00
40A--- ---- ---- -- ------		1,705,504.26
L	Liability	
40L000 4110 0000 00 000000	LOAN FROM ED FUND	0.00
40L000 4200 0000 00 000000	ACCRUED PAYROLL	0.00
40L000 4310 0000 00 000000	ACCOUNTS PAYABLE	0.00
40L000 4310 0000 00 000001	AMERICAN EXPRESS LIABILITY	0.00
40L000 4650 0000 00 000000	BIKING FOR BOOKS	0.00
40L000 4710 0000 00 000000	ACCRUED SALARIES AND BENEFITS	-0.06
40L000 4810 0000 00 000451	TRS	0.00
40L000 4810 0000 00 000452	FIT	0.00
40L000 4810 0000 00 000453	SIT	0.00
40L000 4810 0000 00 000455	TORT: ANNUITIES	0.00
40L000 4810 0000 00 000456	HEALTH INSURANCE	0.00
40L000 4810 0000 00 000457	FICA	0.00
40L000 4810 0000 00 000458	MEDICARE	0.00
40L000 4810 1000 00 000458	FICA/MEDICARE	0.00
40L000 4910 0000 00 000000	DEFERRED REVENUE	-0.47
40L000 4980 0000 00 000000	ACCRUED EXPENSES	0.00
40L--- ---- ---- -- ------		-0.53
Q	Equity	
40Q000 7130 0000 00 000000	RESERVE FOR ENCUMBRANCES	0.00
40Q000 7300 0000 00 000000	TRANSPORTATION FUND BALANCE	-1,705,503.73
40Q--- ---- ---- -- ------		-1,705,503.73

FDTLOC FUNC OBJ SJ SOURCE	Account Level Description	Ending Balance
40---- ---- ---- -- ------		0.00
A	Asset	
50A000 1120 0000 00 000000	CASH IN BANK	449,763.05
50A--- ---- ---- -- ------		449,763.05
L	Liability	
50L000 4310 0000 00 000000	ACCOUNTS PAYABLE	0.00
50L000 4710 0000 00 000000	ACCRUED SALARIES AND BENEFITS	0.00
50L000 4910 0000 00 000000	DEFERRED REVENUE	-0.12
50L000 4980 0000 00 000000		0.00
50L--- ---- ---- -- ------		-0.12
Q	Equity	
50Q000 7300 0000 00 000000	IMRF/SS FUND BALANCE	-449,762.93
50Q--- ---- ---- -- ------		-449,762.93
50---- ---- ---- -- ------		0.00
A	Asset	
51A000 1120 0000 00 000000	CASH IN BANK	415,251.62
51A--- ---- ---- -- ------		415,251.62
L	Liability	
51L000 4310 0000 00 000000	ACCOUNTS PAYABLE	0.00
51L000 4710 0000 00 000000	Accrued Salaries and Benefits	0.00
51L000 4980 0000 00 000000		0.00
51L--- ---- ---- -- ------		0.00
Q	Equity	
51Q000 7300 0000 00 000000		-415,251.62
51Q--- ---- ---- -- ------		-415,251.62
51---- ---- ---- -- ------		0.00

FDTLOC FUNC OBJ SJ SOURCE	Account Level Description	Ending Balance
A	Asset	
60A000 1120 0000 00 000000	CASH IN BANK	2,536,298.16
60A000 2200 0000 00 000000	LAND PURCHASE	0.00
60A--- ---- ---- -- ------		2,536,298.16
L	Liability	
60L000 4110 0000 00 000000	LOAN FROM OM	0.00
60L000 4310 0000 00 000000	ACCOUNTS PAYABLE	-0.41
60L000 4910 0000 00 000000	DEFERRED REVENUE	0.00
60L000 4990 0000 00 000000	PROPERTY TAX OWED FOR LOT 2014	-455.66
60L--- ---- ---- -- ------		-456.07
Q	Equity	
60Q000 7130 0000 00 000000	RESERVE FOR ENCUMBRANCES	0.00
60Q000 7300 0000 00 000000	CAPITAL PROJECTS FUND BALANCE	-2,535,842.09
60Q--- ---- ---- -- ------		-2,535,842.09
60---- ---- ---- -- ------		0.00
A	Asset	
70A000 1120 0000 00 000000	CASH IN BANK	8,084.79
70A000 1410 0000 00 000000	WC LOAN TO ED	0.00
70A000 1410 0000 00 000001	WC LOAN TO OM	0.00
70A000 1510 0000 00 000000	LOAN TO EDUCATION FUND	0.00
70A--- ---- ---- -- ------		8,084.79
L	Liability	
70L000 4310 0000 00 000000	ACCOUNTS PAYABLE	0.00
70L000 4910 0000 00 000000	DEFERRED REVENUE	0.38
70L--- ---- ---- -- ------		0.38
Q	Equity	
70Q000 7300 0000 00 000000	WORKING CASH FUND BALANCE	-8,085.17
70Q--- ---- ---- -- ------		-8,085.17
70---- ---- ---- -- ------		0.00

FDTLOC FUNC OBJ SJ SOURCE	Account Level Description	Ending Balance
A	Asset	
80A000 1120 0000 00 000000	CASH IN BANK	252,911.91
80A--- ---- ---- -- ------		252,911.91
L	Liability	
80L000 4110 0000 00 000000	DUE TO ED FROM TORT	0.00
80L000 4110 0000 00 000001	LOAN FROM ED FUND	0.00
80L000 4310 0000 00 000000	ACCOUNTS PAYABLE	0.00
80L000 4810 0000 00 000451	TRS	0.00
80L000 4810 0000 00 000452	FIT	0.00
80L000 4810 0000 00 000453	SIT	0.00
80L000 4810 0000 00 000454	IMRF	0.00
80L000 4810 0000 00 000455	ANNUTIES	0.00
80L000 4810 0000 00 000456	HEALTH INSURANCE	0.00
80L000 4810 0000 00 000457	FICA	0.00
80L000 4810 0000 00 000458	MEDICARE	0.00
80L000 4810 0000 00 000459	CU/DUES	0.00
80L000 4810 0000 00 000460	UNITED WAY	0.00
80L000 4810 0000 00 000461	UNIT 2 FOUNDATION	0.00
80L000 4810 0000 00 000462	CIRCUIT CLERK	0.00
80L000 4810 0000 00 000464	KIDS FOUNDATION	0.00
80L000 4810 1000 00 000458	FICA/MEDICARE	0.00
80L000 4910 0000 00 000000	DEFERRED REVENUE	0.00
80L--- ---- ---- -- ------		0.00
Q	Equity	
80Q000 7130 0000 00 000000	RESERVE FOR ENCUMBRANCES	0.00
80Q000 7300 0000 00 000000	TORT FUND BALANCE	-252,911.91
80Q--- ---- ---- -- ------		-252,911.91
80---- ---- ---- -- ------		0.00
A	Asset	
90A000 1120 0000 00 000000	CASH IN BANK	1,109,701.25
90A--- ---- ---- -- ------		1,109,701.25
L	Liability	
90L000 4310 0000 00 000000	ACCOUNTS PAYABLE	-0.50
90L000 4910 0000 00 000000	DEFERRED REVENUE	-0.48
90L--- ---- ---- -- ------		-0.98

FDTLOC FUNC OBJ SJ SOURCE	Account Level Description	Ending Balance
Q Equity		
90Q000 7130 0000 00 000000	RESERVE FOR ENCUMBRANCES	0.00
90Q000 7300 0000 00 000000	FP&S FUND BALANCE	-1,109,700.27
90Q--- ---- ---- -- ------		-1,109,700.27
90---- ---- ---- -- ------		0.00
Grand Asset Totals		23,387,396.60
Grand Liability Totals		-151,972.69
Grand Equity Totals		-23,235,423.91
Grand Totals		0.00

Number of Accounts: 171

********** End of report **********

CHECK NUMBER	CHECK DATE	VENDOR	INVOICE NUMBER	ACCOUNT NUMBER	INVOICE DESCRIPTION	AMOUNT
70150	02/17/2022	COUNCIL FOR ECONOMIC	26208	10E303 1103 4100 00 000000	AP Econ Macroeconomics Student Resource Manual ISBN 978-56183-670-3	-324.50
					Totals for 70150	-324.50
70460	02/25/2022	AFLAC	20220225AD	10L000 4810 0000 00 000456	Payroll accrual	151.32
70460	02/25/2022	AFLAC	20220225AD	20L000 4810 0000 00 000456	Payroll accrual	9.70
70460	02/25/2022	AFLAC	20220225AD	10L000 4810 0000 00 000456	Payroll accrual	293.09
					Totals for 70460	454.11
70461	02/25/2022	COLONIAL LIFE &ACC I	20220225AD	10L000 4810 0000 00 000456	Dental Insurance	844.65
					Totals for 70461	844.65
70462	02/25/2022	CONNECTICUT-CCSPC	20220225AD	20L000 4810 0000 00 000462	Payroll accrual	108.63
					Totals for 70462	108.63
70463	02/25/2022	ILL STATE DISB UNIT	20220225AD	10L000 4810 0000 00 000462	Payroll accrual	35.57
70463	02/25/2022	ILL STATE DISB UNIT	20220225AD	10L000 4810 0000 00 000462	Payroll accrual	200.00
70463	02/25/2022	ILL STATE DISB UNIT	20220225AD	10L000 4810 0000 00 000462	Payroll accrual	651.00
					Totals for 70463	886.57
70464	02/25/2022	KIDS FOUNDATION	20220225AD	10L000 4810 0000 00 000464	Payroll accrual	73.25
					Totals for 70464	73.25
70465	02/25/2022	LABORERS' LOCAL 773	20220225AD	20L000 4810 0000 00 000459	Payroll accrual	473.50
					Totals for 70465	473.50
70466	02/25/2022	LOCAL 773	20220225AD	10L000 4810 0000 00 000459	Payroll accrual	222.00
					Totals for 70466	222.00
70467	02/25/2022	MARION EDUCATION ASS	20220225AD	10L000 4810 0000 00 000459	Teacher dues	10,706.09
					Totals for 70467	10,706.09
70468	02/25/2022	MARION UNIT 2 FOUNDA	20220225AD	10L000 4810 0000 00 000461	Payroll accrual	122.00
					Totals for 70468	122.00
70469	02/25/2022	NIKKI TRAVELSTEAD201	20220225AD	10L000 4810 0000 00 000462	Payroll accrual	250.00
					Totals for 70469	250.00
70470	02/25/2022	SIU CREDIT UNION	20220225AD	10L000 4810 0000 00 000459	Payroll accrual	1,100.00
					Totals for 70470	1,100.00
70471	02/25/2022	THE GUARDIAN-APPLETO	20220225AD	10L000 4810 0000 00 000456	Dental insurance	3,068.74
70471	02/25/2022	THE GUARDIAN-APPLETO	20220225AD	20L000 4810 0000 00 000456	Dental insurance	103.84
					Totals for 70471	3,172.58
70472	02/28/2022	BOB STOTLAR BUILDING	Statement	20E000 2542 4100 00 000000	Maintenance Supplies	236.95
					Totals for 70472	236.95
70473	02/28/2022	COUNCIL FOR ECONOMIC	26208	10E303 1103 4100 00 000000	AP Econ Macroeconomics Student Resource Manual ISBN 978-56183-670-3	324.50
					Totals for 70473	324.50
70474	02/28/2022	MJHS VOLLEYBALL	02/10/2022	10R000 1999 0000 00 000000	Volleyball Money deposited into district account rather than activity.	373.50
					Totals for 70474	373.50
70475	02/28/2022	WILLIAMSON COUNTY ED	Centerston	10R000 1920 0000 00 000000	Grant Payment from Centerstone	2,707.71
					Totals for 70475	2,707.71
					Totals for checks	21,731.54

F U N D S U M M A R Y

FUND	DESCRIPTION	BALANCE SHEET	REVENUE	EXPENSE	TOTAL
10	EDUCATIONAL FUND	17,717.71	3,081.21	0.00	20,798.92
20	OPERATIONS & MAINTENANCE FUND	695.67	0.00	236.95	932.62
*** Fund Summary Totals ***		18,413.38	3,081.21	236.95	21,731.54

********** End of report **********

CHECK NUMBER	CHECK DATE	VENDOR	ACCOUNT NUMBER	INVOICE DESCRIPTION	AMOUNT
202100229	02/25/2022	SOUTHEASTERN ILLINOI	20E000 2542 4660 00 00001	Adams/Complex Electric	276.08
202100229	02/25/2022	SOUTHEASTERN ILLINOI	20E105 2542 4660 00 00000	Adams/Complex Electric	8,524.33
				Totals for 202100229	8,800.41
202100230	02/25/2022	COMMON REMITTER	10L000 4810 0000 00 00045	Payroll accrual	5,313.78
202100230	02/25/2022	COMMON REMITTER	10L000 4810 0000 00 00045	Payroll accrual	141.95
				Totals for 202100230	5,455.73
202100231	02/25/2022	ILLINOIS DEPT OF REV	10L000 4810 0000 00 00045	Payroll accrual	39,559.98
202100231	02/25/2022	ILLINOIS DEPT OF REV	20L000 4810 0000 00 00045	Payroll accrual	2,215.80
202100231	02/25/2022	ILLINOIS DEPT OF REV	40L000 4810 0000 00 00045	Payroll accrual	34.74
202100231	02/25/2022	ILLINOIS DEPT OF REV	10L000 4810 0000 00 00046	Payroll accrual	69.00
202100231	02/25/2022	ILLINOIS DEPT OF REV	10L000 4810 0000 00 00045	Payroll accrual	423.00
202100231	02/25/2022	ILLINOIS DEPT OF REV	20L000 4810 0000 00 00045	Payroll accrual	1.00
				Totals for 202100231	42,303.52
202100232	02/25/2022	ILLINOIS MUNICIPAL	10L000 4810 0000 00 00045	Payroll accrual	891.55
202100232	02/25/2022	ILLINOIS MUNICIPAL	20L000 4810 0000 00 00045	Payroll accrual	576.43
202100232	02/25/2022	ILLINOIS MUNICIPAL	10L000 4710 0000 00 00000	Payroll accrual	4,953.41
202100232	02/25/2022	ILLINOIS MUNICIPAL	20L000 4710 0000 00 00000	Payroll accrual	2,071.54
202100232	02/25/2022	ILLINOIS MUNICIPAL	40L000 4710 0000 00 00000	Payroll accrual	35.34
202100232	02/25/2022	ILLINOIS MUNICIPAL	51L000 4710 0000 00 00000	Payroll accrual	19,643.39
				Totals for 202100232	28,171.66
202100233	02/25/2022	INTERNAL REVENUE SER	10L000 4810 0000 00 00045	Payroll accrual	7,666.92
202100233	02/25/2022	INTERNAL REVENUE SER	20L000 4810 0000 00 00045	Payroll accrual	3,011.94
202100233	02/25/2022	INTERNAL REVENUE SER	40L000 4810 0000 00 00045	Payroll accrual	45.70
202100233	02/25/2022	INTERNAL REVENUE SER	10L000 4810 0000 00 00045	Payroll accrual	73,784.96
202100233	02/25/2022	INTERNAL REVENUE SER	20L000 4810 0000 00 00045	Payroll accrual	2,690.48
202100233	02/25/2022	INTERNAL REVENUE SER	40L000 4810 0000 00 00045	Payroll accrual	67.79
202100233	02/25/2022	INTERNAL REVENUE SER	10L000 4810 0000 00 00045	Payroll accrual	12,204.72
202100233	02/25/2022	INTERNAL REVENUE SER	20L000 4810 0000 00 00045	Payroll accrual	704.41
202100233	02/25/2022	INTERNAL REVENUE SER	40L000 4810 0000 00 00045	Payroll accrual	10.69
202100233	02/25/2022	INTERNAL REVENUE SER	10L000 4810 0000 00 00045	Payroll accrual	3,109.09
202100233	02/25/2022	INTERNAL REVENUE SER	20L000 4810 0000 00 00045	Payroll accrual	5.00
202100233	02/25/2022	INTERNAL REVENUE SER	50L000 4710 0000 00 00000	Payroll accrual	10,724.56
202100233	02/25/2022	INTERNAL REVENUE SER	50L000 4710 0000 00 00000	Payroll accrual	12,919.82
				Totals for 202100233	126,946.08
202100234	02/25/2022	TEACHER HEALTH INS S	10L000 4810 0000 00 00045	Payroll accrual	407.21
202100234	02/25/2022	TEACHER HEALTH INS S	10L000 4710 0000 00 00000	Payroll accrual	12,147.05
202100234	02/25/2022	TEACHER HEALTH INS S	10L000 4710 0000 00 00000	Payroll accrual	303.23
				Totals for 202100234	12,857.49
202100235	02/25/2022	TEACHERS RET0058	10L000 4710 0000 00 00000	Payroll accrual	4,507.42
202100235	02/25/2022	TEACHERS RET0058	10L000 4710 0000 00 00000	Payroll accrual	262.41
				Totals for 202100235	4,769.83
202100236	02/25/2022	TEACHERS RETIREMENT	10L000 4810 0000 00 00045	Payroll accrual	4,071.96
202100236	02/25/2022	TEACHERS RETIREMENT	10L000 4710 0000 00 00000	Payroll accrual	69,631.66
				Totals for 202100236	73,703.62
202100237	02/25/2022	TEACHERS RETIREMT SY	10L000 4710 0000 00 00000	Payroll accrual	6,118.41
				Totals for 202100237	6,118.41
202100238	02/25/2022	MASTERCARD	10E000 2545 4100 10 00000	Mastercard Charges	93.93
202100238	02/25/2022	MASTERCARD	20E000 2545 4100 00 00000	Mastercard Charges	336.00
202100238	02/25/2022	MASTERCARD	20E000 2545 4100 00 00000	Mastercard Charges	116.97
202100238	02/25/2022	MASTERCARD	10E000 2225 4100 00 00000	Mastercard Charges	241.00
202100238	02/25/2022	MASTERCARD	10E000 2225 4100 00 00000	Mastercard Charges	18.99
202100238	02/25/2022	MASTERCARD	20E000 2545 4100 00 00000	Mastercard Charges	101.25
202100238	02/25/2022	MASTERCARD	20E000 2545 4100 00 00000	Mastercard Charges	282.32
202100238	02/25/2022	MASTERCARD	20E000 2545 4100 00 00000	Mastercard Charges	195.00
202100238	02/25/2022	MASTERCARD	20E000 2545 4100 00 00000	Mastercard Charges	246.12
202100238	02/25/2022	MASTERCARD	20E000 2545 4100 00 00000	Mastercard Charges	319.06

CHECK NUMBER	CHECK DATE	VENDOR	ACCOUNT NUMBER	INVOICE DESCRIPTION	AMOUNT
202100238	02/25/2022	MASTERCARD	20E000 2542 3400 00 00000	Mastercard Charges	322.00
202100238	02/25/2022	MASTERCARD	20E000 2542 4100 00 00000	Mastercard Charges	246.00
202100238	02/25/2022	MASTERCARD	20E000 2545 4100 00 00000	Mastercard Charges	386.09
202100238	02/25/2022	MASTERCARD	40E000 2552 4100 00 00000	Mastercard Charges	162.68
202100238	02/25/2022	MASTERCARD	10E000 1500 3320 15 00000	Mastercard Charges	-531.18
202100238	02/25/2022	MASTERCARD	10E303 1103 4100 00 00000	Mastercard Charges	167.84
202100238	02/25/2022	MASTERCARD	10E000 2560 5400 84 00000	Mastercard Charges	-432.48
202100238	02/25/2022	MASTERCARD	10E110 2410 3320 00 00000	Mastercard Charges	299.00
202100238	02/25/2022	MASTERCARD	10E000 4190 3190 00 00000	Mastercard Charges	555.00
202100238	02/25/2022	MASTERCARD	10E303 1103 4130 00 00000	Mastercard Charges	179.94
202100238	02/25/2022	MASTERCARD	10E000 2510 3320 00 00000	Mastercard Charges	2,549.82
202100238	02/25/2022	MASTERCARD	10E960 2134 4100 30 00000	Mastercard Charges	483.00
202100238	02/25/2022	MASTERCARD	10E000 2510 3320 00 00000	Mastercard Charges	160.00
202100238	02/25/2022	MASTERCARD	10E303 2410 6400 00 00000	Mastercard Charges	409.00
202100238	02/25/2022	MASTERCARD	10E303 2410 3320 00 00000	Mastercard Charges	199.00
202100238	02/25/2022	MASTERCARD	10E204 1102 4130 00 00000	Mastercard Charges	195.71
202100238	02/25/2022	MASTERCARD	10E303 2410 4100 00 00000	Mastercard Charges	381.96
202100238	02/25/2022	MASTERCARD	10E000 2310 4100 00 00000	Mastercard Charges	2,000.00
202100238	02/25/2022	MASTERCARD	10E930 1250 4100 30 00000	Mastercard Charges	1,620.00
202100238	02/25/2022	MASTERCARD	10E204 1102 4130 00 00000	Mastercard Charges	-10.25
202100238	02/25/2022	MASTERCARD	10E000 2520 4100 00 00000	Mastercard Charges	137.20
202100238	02/25/2022	MASTERCARD	10E000 4190 3190 00 00000	Mastercard Charges	495.00
202100238	02/25/2022	MASTERCARD	10E000 4190 3190 00 00000	Mastercard Charges	495.00
202100238	02/25/2022	MASTERCARD	10E000 4190 3190 00 00000	Mastercard Charges	1,999.00
202100238	02/25/2022	MASTERCARD	10E000 2210 3320 00 00000	Mastercard Charges	1,248.00
202100238	02/25/2022	MASTERCARD	10E303 1103 4100 00 00000	Mastercard Charges	159.00
202100238	02/25/2022	MASTERCARD	10E303 2410 3320 00 00000	Mastercard Charges	199.00
202100238	02/25/2022	MASTERCARD	10E000 2560 5400 84 00000	Mastercard Charges	1,644.00
202100238	02/25/2022	MASTERCARD	10E000 1500 3320 14 00000	Mastercard Charges	1,066.24
202100238	02/25/2022	MASTERCARD	10E000 1500 3320 14 00000	Mastercard Charges	976.64
202100238	02/25/2022	MASTERCARD	10E000 2510 3400 00 00000	Mastercard Charges	119.40
202100238	02/25/2022	MASTERCARD	10E000 2520 4100 00 00000	Mastercard Charges	22.59
				Totals for 202100238	19,854.84
202100239	02/25/2022	AMERICAN EXPRESS	10E105 1101 4100 00 00000	American Express Charges	66.41
202100239	02/25/2022	AMERICAN EXPRESS	20E000 2542 3190 00 00000	American Express Charges	4,068.72
202100239	02/25/2022	AMERICAN EXPRESS	20E000 2542 3400 00 00000	American Express Charges	28,000.00
202100239	02/25/2022	AMERICAN EXPRESS	20E000 2542 3400 00 00000	American Express Charges	911.17
202100239	02/25/2022	AMERICAN EXPRESS	10E105 1101 3400 00 00000	American Express Charges	111.00
202100239	02/25/2022	AMERICAN EXPRESS	20E000 2542 3400 00 00000	American Express Charges	1,292.54
202100239	02/25/2022	AMERICAN EXPRESS	10E000 1103 4100 00 00000	American Express Charges	289.99
202100239	02/25/2022	AMERICAN EXPRESS	80E000 2365 3800 00 00000	American Express Charges	90.00
202100239	02/25/2022	AMERICAN EXPRESS	10E960 1250 4100 30 00000	American Express Charges	1,260.69
202100239	02/25/2022	AMERICAN EXPRESS	10E204 1102 4100 00 00000	American Express Charges	236.52
202100239	02/25/2022	AMERICAN EXPRESS	10E108 1101 4100 00 00000	American Express Charges	976.24
202100239	02/25/2022	AMERICAN EXPRESS	10E109 1101 4100 00 00000	American Express Charges	578.96
202100239	02/25/2022	AMERICAN EXPRESS	10E303 1103 4100 00 00000	American Express Charges	5,101.23
202100239	02/25/2022	AMERICAN EXPRESS	10E303 2134 4100 00 00000	American Express Charges	270.82
202100239	02/25/2022	AMERICAN EXPRESS	10E108 1101 3400 00 00000	American Express Charges	147.00
202100239	02/25/2022	AMERICAN EXPRESS	10E303 1103 3400 00 00000	American Express Charges	501.30
202100239	02/25/2022	AMERICAN EXPRESS	10E204 1102 3400 00 00000	American Express Charges	486.51
202100239	02/25/2022	AMERICAN EXPRESS	10E000 2510 3400 00 00000	American Express Charges	122.85
202100239	02/25/2022	AMERICAN EXPRESS	20E000 2543 3210 00 00000	American Express Charges	3,163.51
202100239	02/25/2022	AMERICAN EXPRESS	20E000 2542 4100 00 00000	American Express Charges	1,117.78
202100239	02/25/2022	AMERICAN EXPRESS	10E000 2225 4100 00 00000	American Express Charges	34.65
202100239	02/25/2022	AMERICAN EXPRESS	10E000 2520 4100 00 00000	American Express Charges	30.00
202100239	02/25/2022	AMERICAN EXPRESS	10E000 2520 4100 00 00000	American Express Charges	689.00

CHECK NUMBER	CHECK DATE	VENDOR	ACCOUNT NUMBER	INVOICE DESCRIPTION	AMOUNT
202100239	02/25/2022	AMERICAN EXPRESS	10E000 2134 4100 00 00000	American Express Charges	35.00
202100239	02/25/2022	AMERICAN EXPRESS	10E000 2134 3320 00 00000	American Express Charges	100.00
202100239	02/25/2022	AMERICAN EXPRESS	10E110 1101 4100 00 00000	American Express Charges	681.05
				Totals for 202100239	50,362.94
202100240	02/25/2022	CONSTELLATION NEW EN	20E000 2542 4650 00 00001	District-Gas	99.83
202100240	02/25/2022	CONSTELLATION NEW EN	20E107 2542 4650 00 00000	District-Gas	546.24
202100240	02/25/2022	CONSTELLATION NEW EN	20E108 2542 4650 00 00000	District-Gas	1,431.05
202100240	02/25/2022	CONSTELLATION NEW EN	20E109 2542 4650 00 00000	District-Gas	423.30
202100240	02/25/2022	CONSTELLATION NEW EN	20E110 2542 4650 00 00000	District-Gas	1,280.11
202100240	02/25/2022	CONSTELLATION NEW EN	20E204 2542 4650 00 00000	District-Gas	1,806.62
202100240	02/25/2022	CONSTELLATION NEW EN	20E303 2542 4650 00 00000	District-Gas	940.84
				Totals for 202100240	6,527.99
202100241	02/25/2022	STATE FIRE MARSHALL	20E000 2542 6400 00 00000	MHS-Conveyance Certificate	125.75
202100241	02/25/2022	STATE FIRE MARSHALL	20E000 2542 6400 00 00000	Washington-Conveyance Certificate/Registration	100.00
202100241	02/25/2022	STATE FIRE MARSHALL	20E000 2542 6400 00 00000	Washington-Conveyance Certificate/Registration	30.75
				Totals for 202100241	256.50
202100251	02/28/2022	SOUTHEASTERN ILLINOI	20E000 2542 4660 00 00001	MHS Electric	681.77
				Totals for 202100251	681.77
				Totals for checks	386,810.79

F U N D S U M M A R Y

FUND	DESCRIPTION	BALANCE SHEET	REVENUE	EXPENSE	TOTAL
10	EDUCATIONAL FUND	245,567.71	0.00	28,860.57	274,428.28
20	OPERATIONS & MAINTENANCE FUND	11,276.60	0.00	57,371.20	68,647.80
40	TRANSPORTATION FUND	194.26	0.00	162.68	356.94
50	SOCIAL SECURITY/MEDICARE	23,644.38	0.00	0.00	23,644.38
51	ILLINOIS MUNICIPAL RETIREMENT	19,643.39	0.00	0.00	19,643.39
80	TORT IMMUNITY AND JUDGMENT FUN	0.00	0.00	90.00	90.00
*** Fund Summary Totals ***		300,326.34	0.00	86,484.45	386,810.79

********** End of report **********

CHECK NUMBER	CHECK DATE	VENDOR	ACCOUNT NUMBER	INVOICE DESCRIPTION	AMOUNT
212200125	02/25/2022	MARION CUSD #2 HEALT	10L000 4810 0000 00 00045	Payroll accrual	5,678.40
212200125	02/25/2022	MARION CUSD #2 HEALT	20L000 4810 0000 00 00045	Payroll accrual	202.80
212200125	02/25/2022	MARION CUSD #2 HEALT	10L000 4810 0000 00 00045	Payroll accrual	4,050.48
212200125	02/25/2022	MARION CUSD #2 HEALT	20L000 4810 0000 00 00045	Payroll accrual	964.40
212200125	02/25/2022	MARION CUSD #2 HEALT	40L000 4810 0000 00 00045	Payroll accrual	48.22
212200125	02/25/2022	MARION CUSD #2 HEALT	10L000 4810 0000 00 00045	Payroll accrual	158.10
212200125	02/25/2022	MARION CUSD #2 HEALT	10L000 4810 0000 00 00045	Payroll accrual	20,130.60
212200125	02/25/2022	MARION CUSD #2 HEALT	20L000 4810 0000 00 00045	Payroll accrual	862.74
212200125	02/25/2022	MARION CUSD #2 HEALT	10L000 4810 0000 00 00045	Payroll accrual	8,770.40
212200125	02/25/2022	MARION CUSD #2 HEALT	20L000 4810 0000 00 00045	Payroll accrual	877.04
212200125	02/25/2022	MARION CUSD #2 HEALT	10L000 4710 0000 00 00000	Payroll accrual	17,034.92
212200125	02/25/2022	MARION CUSD #2 HEALT	20L000 4710 0000 00 00000	Payroll accrual	608.39
212200125	02/25/2022	MARION CUSD #2 HEALT	10L000 4710 0000 00 00000	Payroll accrual	12,151.27
212200125	02/25/2022	MARION CUSD #2 HEALT	20L000 4710 0000 00 00000	Payroll accrual	2,893.16
212200125	02/25/2022	MARION CUSD #2 HEALT	40L000 4710 0000 00 00000	Payroll accrual	144.66
212200125	02/25/2022	MARION CUSD #2 HEALT	10L000 4710 0000 00 00000	Payroll accrual	1,029.24
212200125	02/25/2022	MARION CUSD #2 HEALT	10L000 4710 0000 00 00000	Payroll accrual	60,392.50
212200125	02/25/2022	MARION CUSD #2 HEALT	20L000 4710 0000 00 00000	Payroll accrual	2,588.25
212200125	02/25/2022	MARION CUSD #2 HEALT	10L000 4710 0000 00 00000	Payroll accrual	26,310.40
212200125	02/25/2022	MARION CUSD #2 HEALT	20L000 4710 0000 00 00000	Payroll accrual	2,631.04
				Totals for 212200125	167,527.01
212200126	02/28/2022	UMB BANK, N.A.	30E000 5400 3190 00 00000	Bond Fee	265.00
				Totals for 212200126	265.00
				Totals for checks	167,792.01

F U N D S U M M A R Y

FUND	DESCRIPTION	BALANCE SHEET	REVENUE	EXPENSE	TOTAL
10	EDUCATIONAL FUND	155,706.31	0.00	0.00	155,706.31
20	OPERATIONS & MAINTENANCE FUND	11,627.82	0.00	0.00	11,627.82
30	DEBT SERVICE FUND OR FUND GROU	0.00	0.00	265.00	265.00
40	TRANSPORTATION FUND	192.88	0.00	0.00	192.88
*** Fund Summary Totals ***		167,527.01	0.00	265.00	167,792.01

********** End of report **********

CHECK NUMBER	CHECK DATE	VENDOR	INVOICE NUMBER	ACCOUNT NUMBER	INVOICE DESCRIPTION	AMOUNT
70331	02/23/2022	SAM'S CLUB	12062021	10E000 2510 4100 00 000000	u o supplies	-17.92
					Totals for 70331	-17.92
70476	03/04/2022	AFLAC	20220304AD	10L000 4810 0000 00 000456	Payroll accrual	151.32
70476	03/04/2022	AFLAC	20220304AD	20L000 4810 0000 00 000456	Payroll accrual	9.70
70476	03/04/2022	AFLAC	20220304AD	10L000 4810 0000 00 000456	Payroll accrual	293.09
					Totals for 70476	454.11
70477	03/04/2022	COLONIAL LIFE &ACC I	20220304AD	10L000 4810 0000 00 000456	Dental Insurance	844.65
					Totals for 70477	844.65
70478	03/04/2022	CONNECTICUT-CCSPC	20220304AD	20L000 4810 0000 00 000462	Payroll accrual	108.63
					Totals for 70478	108.63
70479	03/04/2022	ILL STATE DISB UNIT	20220304AD	10L000 4810 0000 00 000462	Payroll accrual	213.44
70479	03/04/2022	ILL STATE DISB UNIT	20220304AD	10L000 4810 0000 00 000462	Payroll accrual	200.00
70479	03/04/2022	ILL STATE DISB UNIT	20220304AD	10L000 4810 0000 00 000462	Payroll accrual	651.00
					Totals for 70479	1,064.44
70480	03/04/2022	KIDS FOUNDATION	20220304AD	10L000 4810 0000 00 000464	Payroll accrual	73.25
					Totals for 70480	73.25
70481	03/04/2022	LABORERS' LOCAL 773	20220304AD	20L000 4810 0000 00 000459	Payroll accrual	451.00
					Totals for 70481	451.00
70482	03/04/2022	LOCAL 773	20220304AD	10L000 4810 0000 00 000459	Payroll accrual	222.00
					Totals for 70482	222.00
70483	03/04/2022	MARION EDUCATION ASS	20220304AD	10L000 4810 0000 00 000459	Teacher dues	10,706.09
					Totals for 70483	10,706.09
70484	03/04/2022	MARION UNIT 2 FOUNDA	20220304AD	10L000 4810 0000 00 000461	Payroll accrual	122.00
					Totals for 70484	122.00
70485	03/04/2022	NIKKI TRAVELSTEAD201	20220304AD	10L000 4810 0000 00 000462	Payroll accrual	250.00
					Totals for 70485	250.00
70486	03/04/2022	SIU CREDIT UNION	20220304AD	10L000 4810 0000 00 000459	Payroll accrual	1,100.00
					Totals for 70486	1,100.00
70487	03/04/2022	THE GUARDIAN-APPLETO	20220304AD	10L000 4810 0000 00 000456	Dental insurance	3,068.74
70487	03/04/2022	THE GUARDIAN-APPLETO	20220304AD	20L000 4810 0000 00 000456	Dental insurance	103.84
					Totals for 70487	3,172.58
70488	03/03/2022	CITY OF MARION WATER	February 2	20E000 2542 3700 00 000011	District-Water	33.20
70488	03/03/2022	CITY OF MARION WATER	February 2	20E000 2542 3700 00 000013	District-Water	232.70
70488	03/03/2022	CITY OF MARION WATER	February 2	20E110 2542 3700 00 000000	District-Water	873.84
70488	03/03/2022	CITY OF MARION WATER	February 2	20E109 2542 3700 00 000000	District-Water	311.11
70488	03/03/2022	CITY OF MARION WATER	February 2	20E108 2542 3700 00 000000	District-Water	466.20
70488	03/03/2022	CITY OF MARION WATER	February 2	20E107 2542 3700 00 000000	District-Water	706.37
70488	03/03/2022	CITY OF MARION WATER	February 2	20E204 2542 3700 00 000000	District-Water	748.68
70488	03/03/2022	CITY OF MARION WATER	February 2	20E303 2542 3700 00 000000	District-Water	1,083.09
					Totals for 70488	4,455.19
70489	03/15/2022	AIRGAS USA, LLC	9985984049	10E000 1400 3190 20 000000	CYLINDER RENTAL	595.90
					Totals for 70489	595.90
70490	03/15/2022	AMERICAN RECYCLING	IN-19201	10E000 2225 3190 00 000000	Recycle charges - CRT TV	75.00
					Totals for 70490	75.00
70491	03/15/2022	BAND SHOPPE	SIV243369-	10E303 1103 4140 00 000000	Flags for Winter Guard	654.95
					Totals for 70491	654.95
70492	03/15/2022	BAYSINGER ARCHITECTS	21082-2	20E960 2533 5230 30 000000	HVAC Renovations-MJHS	24,813.05
70492	03/15/2022	BAYSINGER ARCHITECTS	22003-1	20E965 2533 5230 30 000000	Roof Replacement-Jefferson	60,000.00
					Totals for 70492	84,813.05
70493	03/15/2022	BIO-CORPORATION	1026348	10E303 1103 4100 00 000000	Biology Lab Supplies	950.61
					Totals for 70493	950.61
70494	03/15/2022	BOB STOTLAR BUILDING	02/25 Stat	20E000 2542 4100 00 000000	Maintenance Supplies	645.50
					Totals for 70494	645.50
70495	03/15/2022	BOUND TO STAY BOUND	169612	10E105 2223 4900 00 000000	Books for all five elementary media centers.	26.89
70495	03/15/2022	BOUND TO STAY BOUND	169612	10E107 2222 4300 00 000000	Books for all five elementary	29.34

CHECK NUMBER	CHECK DATE	VENDOR	INVOICE NUMBER	ACCOUNT NUMBER	INVOICE DESCRIPTION	AMOUNT
					media centers.	
70495	03/15/2022	BOUND TO STAY BOUND	169612	10E107 2223 4900 00 000000	Books for all five elementary media centers.	2.54
70495	03/15/2022	BOUND TO STAY BOUND	169612	10E108 2222 4300 00 000000	Books for all five elementary media centers.	45.40
70495	03/15/2022	BOUND TO STAY BOUND	169612	10E108 2223 4900 00 000000	Books for all five elementary media centers.	13.69
70495	03/15/2022	BOUND TO STAY BOUND	169612	10E109 2222 4300 00 000000	Books for all five elementary media centers.	36.89
70495	03/15/2022	BOUND TO STAY BOUND	169612	10E109 2223 4900 00 000000	Books for all five elementary media centers.	18.78
70495	03/15/2022	BOUND TO STAY BOUND	169612	10E110 2222 4300 00 000000	Books for all five elementary media centers.	37.47
70495	03/15/2022	BOUND TO STAY BOUND	169612	10E110 2223 4900 00 000000	Books for all five elementary media centers.	12.01
70495	03/15/2022	BOUND TO STAY BOUND	169026	10E105 2222 4300 00 000000	Library books for all five elementary media centers	1.44
70495	03/15/2022	BOUND TO STAY BOUND	169026	10E105 2223 4900 00 000000	Library books for all five elementary media centers	154.59
70495	03/15/2022	BOUND TO STAY BOUND	169026	10E107 2222 4300 00 000000	Library books for all five elementary media centers	25.86
70495	03/15/2022	BOUND TO STAY BOUND	169026	10E107 2223 4900 00 000000	Library books for all five elementary media centers	74.70
70495	03/15/2022	BOUND TO STAY BOUND	169026	10E108 2222 4300 00 000000	Library books for all five elementary media centers	39.40
70495	03/15/2022	BOUND TO STAY BOUND	169026	10E108 2223 4900 00 000000	Library books for all five elementary media centers	165.71
70495	03/15/2022	BOUND TO STAY BOUND	169026	10E109 2222 4300 00 000000	Library books for all five elementary media centers	33.99
70495	03/15/2022	BOUND TO STAY BOUND	169026	10E109 2223 4900 00 000000	Library books for all five elementary media centers	16.28
70495	03/15/2022	BOUND TO STAY BOUND	169026	10E110 2222 4300 00 000000	Library books for all five elementary media centers	31.88
70495	03/15/2022	BOUND TO STAY BOUND	169026	10E110 2223 4900 00 000000	Library books for all five elementary media centers	191.84
					Totals for 70495	958.70
70496	03/15/2022	BYASSEE KEYBOARD CO	3943	10E204 1102 3230 00 000000	piano in Shore's room tuned.	125.00
					Totals for 70496	125.00
70497	03/15/2022	CEDARHURST CENTER FO	100236/100	10E000 4190 3190 00 000001	grant for Randolph, Parks, Davis and Mitchell at Longfellow 4th and 5th grade classrooms for art classes. This grant total is for 4 separate class dates to be paid by invoice separately as they hold and bill for the class.	201.00
70497	03/15/2022	CEDARHURST CENTER FO	100203-100	10E000 4190 3190 00 000001	Cedarhurst Center for the Arts. For all 4 first grade teachers	228.00
					Totals for 70497	429.00
70498	03/15/2022	COLEMAN, CARRIE	02112022	10R000 1970 0000 00 000000	Reimbursement for Driver's Ed	80.00
					Totals for 70498	80.00
70499	03/15/2022	EMS LINQ INC	C-9974	10E000 2560 3190 84 000001	meals plus support	7,898.00
					Totals for 70499	7,898.00
70500	03/15/2022	ENTERPRISE RENT A CA	836198	10E000 1500 3320 06 000000	WRESTLING BOYS SECTIONAL CAR	170.42

CHECK NUMBER	CHECK DATE	VENDOR	INVOICE NUMBER	ACCOUNT NUMBER	INVOICE DESCRIPTION	AMOUNT
					RENTAL 2-11 - 2-12	
70500	03/15/2022	ENTERPRISE RENT A CA	-836198	10E000 1500 3320 06 000000	Car Rental for Boys Tennis 4/10/15 - 4/13/15	111.62
					Totals for 70500	282.04
70501	03/15/2022	FIRM SYSTEMS	1450294	10E000 2542 3190 00 000000	FINGERPRINTING	825.00
					Totals for 70501	825.00
70502	03/15/2022	FLINN SCIENTIFIC INC	2676195	10E303 1103 4100 00 000000	AP Biology Live Order	144.75
					Totals for 70502	144.75
70503	03/15/2022	FOLLETT LIBRARY RESO	300565F	10E204 2222 4300 00 000000	Library books-graphics, manga Please use the last of the MJHS library Per Cap Grant=$256.85 and then the last of the 2020-2021 library funds. Thank you ! :)	248.23
70503	03/15/2022	FOLLETT LIBRARY RESO	300565F	10E000 2222 4300 00 000006	Library books-graphics, manga Please use the last of the MJHS library Per Cap Grant=$256.85 and then the last of the 2020-2021 library funds. Thank you ! :)	0.00
					Totals for 70503	248.23
70504	03/15/2022	FOLLETT SOFTWARE CO	418740	10E000 2222 4300 00 000004	Per Capita $$ Follett Quote 10786692	606.96
					Totals for 70504	606.96
70505	03/15/2022	G SQUARED SOLUTIONS	1767	20E000 2542 3190 00 000000	audit of air- jeffersdn	550.00
					Totals for 70505	550.00
70506	03/15/2022	GOV CONNECTION	72475233	10E000 2225 4100 00 000000	Headphones and Mice for State testing - Adams, all Elem buildings and Jr High	8,982.00
					Totals for 70506	8,982.00
70507	03/15/2022	GRAPHICS GALORE	A64733	10E109 1101 4100 00 000000	name plates	64.00
70507	03/15/2022	GRAPHICS GALORE	A63903	10E108 2410 3320 00 000000	Graphics Galore-retirement gift for Kelly Holland	70.00
					Totals for 70507	134.00
70508	03/15/2022	HALLS SERVICE LLC A/	Multiple-0	10E303 2560 5400 84 000000	repair 24438 24446 24393 24523 24526 24527	12,729.86
70508	03/15/2022	HALLS SERVICE LLC A/	Multiple-0	10E204 2560 3230 84 000000	repair 24438 24446 24393 24523 24526 24527	146.25
70508	03/15/2022	HALLS SERVICE LLC A/	Multiple-0	10E303 2560 3230 84 000000	repair 24438 24446 24393 24523 24526 24527	172.50
70508	03/15/2022	HALLS SERVICE LLC A/	Multiple-0	10E204 2560 3230 84 000000	repair 24438 24446 24393 24523 24526 24527	120.00
70508	03/15/2022	HALLS SERVICE LLC A/	Multiple-0	10E303 2560 3230 84 000000	repair 24438 24446 24393 24523 24526 24527	193.30
70508	03/15/2022	HALLS SERVICE LLC A/	Multiple-0	10E303 2560 3230 84 000000	repair 24438 24446 24393 24523 24526 24527	146.25
					Totals for 70508	13,508.16
70509	03/15/2022	HILL PRINTING	42708	10E000 2520 4100 00 000000	Unit Office Supplies	295.00
					Totals for 70509	295.00
70510	03/15/2022	HOBART CORPORATION	WB141133	10E000 2560 3230 84 000000	MAINT SUPPLIES	430.85
					Totals for 70510	430.85
70511	03/15/2022	INTERIOR SUPPLY COMP	22696	20E000 2542 4100 00 000000	Maintenance Supplies	156.40
					Totals for 70511	156.40
70512	03/15/2022	JOHNSON CONTROLS	668464597	20E000 2542 3190 00 000000	MHS SPEAKER REPLACEMENT 88520448-please credit 145.15 towards this invoice	1,951.34

CHECK NUMBER	CHECK DATE	VENDOR	INVOICE NUMBER	ACCOUNT NUMBER	INVOICE DESCRIPTION	AMOUNT
					Totals for 70512	1,951.34
70513	03/15/2022	KOHL WHOLESALE	01312022 s	10E105 2560 4100 84 000000	food	2,559.93
70513	03/15/2022	KOHL WHOLESALE	01312022 s	10E107 2560 4100 84 000000	food	682.72
70513	03/15/2022	KOHL WHOLESALE	01312022 s	10E108 2560 4100 84 000000	food	6,825.86
70513	03/15/2022	KOHL WHOLESALE	01312022 s	10E110 2560 4100 84 000000	food	3,110.33
70513	03/15/2022	KOHL WHOLESALE	01312022 s	10E204 2560 4100 84 000000	food	7,527.35
70513	03/15/2022	KOHL WHOLESALE	01312022 s	10E303 2560 4100 84 000000	food	6,438.50
					Totals for 70513	27,144.69
70514	03/15/2022	LAKE OF EGYPT WATER	Adams Scho	20E105 2542 3700 00 000000	Adams Water	116.60
					Totals for 70514	116.60
70515	03/15/2022	LIBERTY SIGNS	1580	20E000 2542 3190 00 000000	Adams- Repair to sign	1,407.10
					Totals for 70515	1,407.10
70516	03/15/2022	LINCOLN PRAIRIE BHC	2021	10E303 1103 3190 00 000002	J. Riggs 2021-16517 G. Hill 2021-16516	600.00
					Totals for 70516	600.00
70517	03/15/2022	MARION JR HIGH PETTY	02102022	10E204 1102 4100 00 000000	DECEMBER/JANUARY PETTY CASH REIMBURSEMENT	92.09
					Totals for 70517	92.09
70518	03/15/2022	MCMASTERS CARR	71983085	20E000 2542 4100 00 000000	MAINT SUPPLIES	31.09
					Totals for 70518	31.09
70519	03/15/2022	MONROE CLEANERS	01242022	10E303 1103 3220 00 000000	Dry Cleaning	1,745.25
					Totals for 70519	1,745.25
70520	03/15/2022	PEPSI MIDAMERICA	10506934	10E000 2560 4100 84 000000	UNIT OFFICE SUPPLIES	3,037.50
70520	03/15/2022	PEPSI MIDAMERICA	10509391	10E000 2520 4100 00 000000	U O SUPPLIES	64.80
					Totals for 70520	3,102.30
70521	03/15/2022	PERMA-BOUND	1910389-01	10E000 4190 3190 00 000001	22 Social Emotional Learning Books for Mindfulness Activities through a Foundation Grant	68.91
70521	03/15/2022	PERMA-BOUND	1910390-01	10E000 4190 3190 00 000001	31 Graphic Novels / Book Project- Foundation Grant	52.06
70521	03/15/2022	PERMA-BOUND	1906950	10E105 2222 4300 00 000000	Books for all five elementary media centers.	63.95
70521	03/15/2022	PERMA-BOUND	1906950	10E105 2223 4900 00 000000	Books for all five elementary media centers.	16.95
70521	03/15/2022	PERMA-BOUND	1906950	10E107 2222 4300 00 000000	Books for all five elementary media centers.	147.55
70521	03/15/2022	PERMA-BOUND	1906950	10E108 2222 4300 00 000000	Books for all five elementary media centers.	346.91
70521	03/15/2022	PERMA-BOUND	1906950	10E109 2222 4300 00 000000	Books for all five elementary media centers.	104.23
70521	03/15/2022	PERMA-BOUND	1906950	10E110 2222 4300 00 000000	Books for all five elementary media centers.	364.63
					Totals for 70521	1,165.19
70522	03/15/2022	PET WASTE ELIMINATOR	43097968	20E000 2542 4100 00 000000	MAINT SUPPLIES	260.00
					Totals for 70522	260.00
70523	03/15/2022	PREFERRED ARMS	4172	10E303 1103 5440 00 000000	Sword Rental (extended rental)	637.00
					Totals for 70523	637.00
70524	03/15/2022	RENT ALL SALES	102504	20E000 2542 3190 00 000000	Rental dump bed trailer	99.00
					Totals for 70524	99.00
70525	03/15/2022	ROE #21	573	10E107 2410 3320 00 000000	Dealing with Challenging Behaviors	25.00
					Totals for 70525	25.00
70526	03/15/2022	SCHOOL NURSE SUPPLY,	876659-IN	10E109 2134 4100 00 000000	nurse supplies	146.22
					Totals for 70526	146.22

CHECK NUMBER	CHECK DATE	VENDOR	INVOICE NUMBER	ACCOUNT NUMBER	INVOICE DESCRIPTION	AMOUNT
70527	03/15/2022	SCHOOL TECH SUPPLY	0001450	10E000 2225 4100 00 000000	Chromebook chargers	2,999.00
					Totals for 70527	2,999.00
70528	03/15/2022	SHIVELBINES MUSIC ST	361612	10E204 1102 4140 00 000000	bass clarinet repair	30.30
					Totals for 70528	30.30
70529	03/15/2022	SHOUTPOINT, INC.	SP.0000087	10E000 2225 3190 00 000000	Messaging system runs with Infinite Campus	4,985.00
					Totals for 70529	4,985.00
70530	03/15/2022	SOUTHERN ILLINOIS PI	9337	20E000 2542 3190 00 000000	REPAIRS	850.00
					Totals for 70530	850.00
70531	03/15/2022	TERMINIX	March Paym	20E000 2542 3210 00 000000	Pest Control 416953435 417229653 417113554 417275642 417025893	39.00
70531	03/15/2022	TERMINIX	March Paym	20E000 2542 3210 00 000000	Pest Control 416953435 417229653 417113554 417275642 417025893	64.00
70531	03/15/2022	TERMINIX	March Paym	20E303 2542 3210 00 000000	Pest Control 416953435 417229653 417113554 417275642 417025893	87.00
70531	03/15/2022	TERMINIX	March Paym	20E107 2542 3210 00 000000	Pest Control 416953435 417229653 417113554 417275642 417025893	47.00
70531	03/15/2022	TERMINIX	March Paym	20E109 2542 3210 00 000000	Pest Control 416953435 417229653 417113554 417275642 417025893	53.00
					Totals for 70531	290.00
70532	03/15/2022	THE SOUTHERN ILLINOI	24799	10E000 2510 3500 00 000000	Truck Bid	48.71
					Totals for 70532	48.71
70533	03/15/2022	WALMART COMMUNITY	02/19/2022	10E000 1251 4100 00 000000	Clothing - MV family	198.88
					Totals for 70533	198.88
70534	03/15/2022	WINSUPPLY	Multiple	20E000 2542 4100 00 000000	MAINT SUPPLIES 251339-01 251444-01 249327-01 250030-01 250030-03	1,391.98
					Totals for 70534	1,391.98
70535	03/15/2022	WJ BURKE ELECTRIC IN	13984	20E000 2542 3190 00 000000	Repair at MHS	404.00
					Totals for 70535	404.00
					Totals for checks	196,115.86

F U N D S U M M A R Y

FUND	DESCRIPTION	BALANCE SHEET	REVENUE	EXPENSE	TOTAL
10	EDUCATIONAL FUND	17,895.58	80.00	80,045.86	98,021.44
20	OPERATIONS & MAINTENANCE FUND	673.17	0.00	97,421.25	98,094.42
*** Fund Summary Totals ***		18,568.75	80.00	177,467.11	196,115.86

********** End of report **********

CHECK NUMBER	CHECK DATE	VENDOR	ACCOUNT NUMBER	INVOICE DESCRIPTION	AMOUNT
202100242	03/15/2022	US BANK EQUIPMENT FI	10E105 1101 3600 00 00000	Copier Lease	253.48
202100242	03/15/2022	US BANK EQUIPMENT FI	21E000 2542 3250 00 00000	Copier Lease	4,400.00
202100242	03/15/2022	US BANK EQUIPMENT FI	10E107 1101 3600 00 00000	Copier Lease	368.44
202100242	03/15/2022	US BANK EQUIPMENT FI	10E108 1101 3600 00 00000	Copier Lease	426.63
202100242	03/15/2022	US BANK EQUIPMENT FI	10E109 1101 3600 00 00000	Copier Lease	254.18
202100242	03/15/2022	US BANK EQUIPMENT FI	10E110 1101 3600 00 00000	Copier Lease	442.05
202100242	03/15/2022	US BANK EQUIPMENT FI	10E204 1102 3600 00 00000	Copier Lease	639.74
202100242	03/15/2022	US BANK EQUIPMENT FI	10E303 1103 3600 00 00000	Copier Lease	638.82
202100242	03/15/2022	US BANK EQUIPMENT FI	10E000 2510 3600 00 00000	Copier Lease	200.00
				Totals for 202100242	7,623.34
202100243	03/04/2022	COMMON REMITTER	10L000 4810 0000 00 00045	Payroll accrual	5,313.78
202100243	03/04/2022	COMMON REMITTER	10L000 4810 0000 00 00045	Payroll accrual	141.95
				Totals for 202100243	5,455.73
202100244	03/04/2022	ILLINOIS DEPT OF REV	10L000 4810 0000 00 00045	Payroll accrual	37,236.77
202100244	03/04/2022	ILLINOIS DEPT OF REV	20L000 4810 0000 00 00045	Payroll accrual	1,680.70
202100244	03/04/2022	ILLINOIS DEPT OF REV	40L000 4810 0000 00 00045	Payroll accrual	34.74
202100244	03/04/2022	ILLINOIS DEPT OF REV	10L000 4810 0000 00 00045	Payroll accrual	438.00
202100244	03/04/2022	ILLINOIS DEPT OF REV	20L000 4810 0000 00 00045	Payroll accrual	1.00
				Totals for 202100244	39,391.21
202100245	03/04/2022	ILLINOIS MUNICIPAL	10L000 4810 0000 00 00045	Payroll accrual	865.77
202100245	03/04/2022	ILLINOIS MUNICIPAL	20L000 4810 0000 00 00045	Payroll accrual	467.90
202100245	03/04/2022	ILLINOIS MUNICIPAL	10L000 4710 0000 00 00000	Payroll accrual	4,541.60
202100245	03/04/2022	ILLINOIS MUNICIPAL	20L000 4710 0000 00 00000	Payroll accrual	1,758.27
202100245	03/04/2022	ILLINOIS MUNICIPAL	40L000 4710 0000 00 00000	Payroll accrual	35.34
202100245	03/04/2022	ILLINOIS MUNICIPAL	51L000 4710 0000 00 00000	Payroll accrual	17,626.08
				Totals for 202100245	25,294.96
202100246	03/04/2022	INTERNAL REVENUE SER	10L000 4810 0000 00 00045	Payroll accrual	7,005.39
202100246	03/04/2022	INTERNAL REVENUE SER	20L000 4810 0000 00 00045	Payroll accrual	2,351.71
202100246	03/04/2022	INTERNAL REVENUE SER	40L000 4810 0000 00 00045	Payroll accrual	45.70
202100246	03/04/2022	INTERNAL REVENUE SER	10L000 4810 0000 00 00045	Payroll accrual	71,853.63
202100246	03/04/2022	INTERNAL REVENUE SER	20L000 4810 0000 00 00045	Payroll accrual	1,813.92
202100246	03/04/2022	INTERNAL REVENUE SER	40L000 4810 0000 00 00045	Payroll accrual	67.79
202100246	03/04/2022	INTERNAL REVENUE SER	10L000 4810 0000 00 00045	Payroll accrual	11,352.35
202100246	03/04/2022	INTERNAL REVENUE SER	20L000 4810 0000 00 00045	Payroll accrual	549.96
202100246	03/04/2022	INTERNAL REVENUE SER	40L000 4810 0000 00 00045	Payroll accrual	10.69
202100246	03/04/2022	INTERNAL REVENUE SER	10L000 4810 0000 00 00045	Payroll accrual	3,184.09
202100246	03/04/2022	INTERNAL REVENUE SER	20L000 4810 0000 00 00045	Payroll accrual	5.00
202100246	03/04/2022	INTERNAL REVENUE SER	50L000 4710 0000 00 00000	Payroll accrual	9,402.80
202100246	03/04/2022	INTERNAL REVENUE SER	50L000 4710 0000 00 00000	Payroll accrual	11,913.00
				Totals for 202100246	119,556.03
202100247	03/04/2022	TEACHER HEALTH INS S	10L000 4810 0000 00 00045	Payroll accrual	4.79
202100247	03/04/2022	TEACHER HEALTH INS S	10L000 4710 0000 00 00000	Payroll accrual	12,112.01
202100247	03/04/2022	TEACHER HEALTH INS S	10L000 4710 0000 00 00000	Payroll accrual	3.57
				Totals for 202100247	12,120.37
202100248	03/04/2022	TEACHERS RET0058	10L000 4710 0000 00 00000	Payroll accrual	4,494.81
202100248	03/04/2022	TEACHERS RET0058	10L000 4710 0000 00 00000	Payroll accrual	3.09
				Totals for 202100248	4,497.90
202100249	03/04/2022	TEACHERS RETIREMENT	10L000 4810 0000 00 00045	Payroll accrual	47.89
202100249	03/04/2022	TEACHERS RETIREMENT	10L000 4710 0000 00 00000	Payroll accrual	69,436.69
				Totals for 202100249	69,484.58
202100250	03/04/2022	TEACHERS RETIREMT SY	10L000 4710 0000 00 00000	Payroll accrual	5,807.71
				Totals for 202100250	5,807.71
				Totals for checks	289,231.83

F U N D S U M M A R Y

FUND	DESCRIPTION	BALANCE SHEET	REVENUE	EXPENSE	TOTAL
10	EDUCATIONAL FUND	233,843.89	0.00	3,223.34	237,067.23
20	OPERATIONS & MAINTENANCE FUND	8,628.46	0.00	0.00	8,628.46
21	O&M LEASE	0.00	0.00	4,400.00	4,400.00
40	TRANSPORTATION FUND	194.26	0.00	0.00	194.26
50	SOCIAL SECURITY/MEDICARE	21,315.80	0.00	0.00	21,315.80
51	ILLINOIS MUNICIPAL RETIREMENT	17,626.08	0.00	0.00	17,626.08
*** Fund Summary Totals ***		281,608.49	0.00	7,623.34	289,231.83

********** End of report **********

CHECK NUMBER	CHECK DATE	VENDOR	ACCOUNT NUMBER	INVOICE DESCRIPTION	AMOUNT
212200127	03/04/2022	MARION CUSD #2 HEALT	10L000 4810 0000 00 00045	Payroll accrual	5,678.40
212200127	03/04/2022	MARION CUSD #2 HEALT	20L000 4810 0000 00 00045	Payroll accrual	202.80
212200127	03/04/2022	MARION CUSD #2 HEALT	10L000 4810 0000 00 00045	Payroll accrual	4,050.48
212200127	03/04/2022	MARION CUSD #2 HEALT	20L000 4810 0000 00 00045	Payroll accrual	723.30
212200127	03/04/2022	MARION CUSD #2 HEALT	40L000 4810 0000 00 00045	Payroll accrual	48.22
212200127	03/04/2022	MARION CUSD #2 HEALT	10L000 4810 0000 00 00045	Payroll accrual	210.80
212200127	03/04/2022	MARION CUSD #2 HEALT	10L000 4810 0000 00 00045	Payroll accrual	20,130.60
212200127	03/04/2022	MARION CUSD #2 HEALT	20L000 4810 0000 00 00045	Payroll accrual	862.74
212200127	03/04/2022	MARION CUSD #2 HEALT	10L000 4810 0000 00 00045	Payroll accrual	8,770.40
212200127	03/04/2022	MARION CUSD #2 HEALT	20L000 4810 0000 00 00045	Payroll accrual	877.04
212200127	03/04/2022	MARION CUSD #2 HEALT	10L000 4710 0000 00 00000	Payroll accrual	17,034.92
212200127	03/04/2022	MARION CUSD #2 HEALT	20L000 4710 0000 00 00000	Payroll accrual	608.39
212200127	03/04/2022	MARION CUSD #2 HEALT	10L000 4710 0000 00 00000	Payroll accrual	12,151.27
212200127	03/04/2022	MARION CUSD #2 HEALT	20L000 4710 0000 00 00000	Payroll accrual	2,169.87
212200127	03/04/2022	MARION CUSD #2 HEALT	40L000 4710 0000 00 00000	Payroll accrual	144.66
212200127	03/04/2022	MARION CUSD #2 HEALT	10L000 4710 0000 00 00000	Payroll accrual	1,372.32
212200127	03/04/2022	MARION CUSD #2 HEALT	10L000 4710 0000 00 00000	Payroll accrual	60,392.50
212200127	03/04/2022	MARION CUSD #2 HEALT	20L000 4710 0000 00 00000	Payroll accrual	2,588.25
212200127	03/04/2022	MARION CUSD #2 HEALT	10L000 4710 0000 00 00000	Payroll accrual	26,310.40
212200127	03/04/2022	MARION CUSD #2 HEALT	20L000 4710 0000 00 00000	Payroll accrual	2,631.04
				Totals for 212200127	166,958.40
212200128	03/03/2022	WILLIAMSON COUNTY ED	10E000 4120 3190 12 00000	Assessment	314,714.40
212200128	03/03/2022	WILLIAMSON COUNTY ED	10E000 4120 3190 12 00000	IDEA FT and IDEA PS assessment	76,286.46
212200128	03/03/2022	WILLIAMSON COUNTY ED	10E000 4120 3190 12 00000	IDEA FT and IDEA PS assessment	2,946.26
				Totals for 212200128	393,947.12
212200129	03/15/2022	ADAMS ATHLETIC IMPRE	10E000 1501 6400 00 00000	JANUARY IMPREST REIMBURSEMENT	519.44
				Totals for 212200129	519.44
212200130	03/15/2022	BENSON, ASHLEIGH	10E110 2410 3320 00 00000	1/26/2022-1/27/2022 IPA Conference Hotel	134.40
212200130	03/15/2022	BENSON, ASHLEIGH	10E110 2410 3320 00 00000	1/26/2022-1/27/2022 IPA Conference Hotel	87.20
				Totals for 212200130	221.60
212200131	03/15/2022	ILL CENTRAL SCHOOL B	40E000 2550 3300 00 00000	Transportation	6,851.94
212200131	03/15/2022	ILL CENTRAL SCHOOL B	40E000 2552 3310 00 00000	Transportation	4,123.20
212200131	03/15/2022	ILL CENTRAL SCHOOL B	40E000 2552 3310 00 00000	Transportation	5,742.28
212200131	03/15/2022	ILL CENTRAL SCHOOL B	40E000 2552 3310 00 00000	Transportation	5,195.01
212200131	03/15/2022	ILL CENTRAL SCHOOL B	40E000 2550 3310 00 00000	Transportation	1,035.00
212200131	03/15/2022	ILL CENTRAL SCHOOL B	40E000 2552 3310 00 00000	Transportation	104,029.36
212200131	03/15/2022	ILL CENTRAL SCHOOL B	40E000 2550 3330 00 00000	Transportation	1,096.43
212200131	03/15/2022	ILL CENTRAL SCHOOL B	40E000 2550 3320 00 00000	Transportation	6,156.82
212200131	03/15/2022	ILL CENTRAL SCHOOL B	40E000 2550 3310 00 00000	Transportation	735.19
212200131	03/15/2022	ILL CENTRAL SCHOOL B	40E000 2552 3310 00 00000	Transportation	1,229.04
212200131	03/15/2022	ILL CENTRAL SCHOOL B	40E000 2552 3310 00 00000	Transportation	234.36
				Totals for 212200131	136,428.63
212200132	03/15/2022	MORTHLAND, JILL	10E110 1101 3320 00 00000	8/16/2021-8/31/2021 August Mileage	35.50
				Totals for 212200132	35.50
212200133	03/15/2022	UMB BANK, N.A.	30E000 5200 6200 00 00000	Bond Payment	38,467.50
212200133	03/15/2022	UMB BANK, N.A.	30E000 5300 6100 00 00000	Bond Payment	675,000.00
				Totals for 212200133	713,467.50
				Totals for checks	1,411,578.19

F U N D S U M M A R Y

FUND	DESCRIPTION	BALANCE SHEET	REVENUE	EXPENSE	TOTAL
10	EDUCATIONAL FUND	156,102.09	0.00	394,723.66	550,825.75
20	OPERATIONS & MAINTENANCE FUND	10,663.43	0.00	0.00	10,663.43
30	DEBT SERVICE FUND OR FUND GROU	0.00	0.00	713,467.50	713,467.50
40	TRANSPORTATION FUND	192.88	0.00	136,428.63	136,621.51
*** Fund Summary Totals ***		166,958.40	0.00	1,244,619.79	1,411,578.19

********** End of report **********

------TREASURER'S REPORT------
February 28, 2022

FUND	BEGINNING CASH BALANCE 2/1/2022	RECEIPTS	DISBURSEMENTS	CURRENT CHECKING 2/28/2022
EDUCATION FUND (10)	13,349,971.72	1,723,304.46	2,856,405.01	12,216,871.17
OPERATION & MAINTENANCE FUND (20)	3,666,103.45	279,366.16	306,769.08	3,638,700.53
TRANSPORTATION FUND (40)	1,854,730.62	687.16	149,913.80	1,705,503.98
TOTAL OPERATING FUND BALANCE	**18,870,805.79**	**2,003,357.78**	**3,313,087.89**	**17,561,075.68**
LEASE FUND (21)	55,415.35	20.56	4,400.00	51,035.91
DEBT SERVICE FUND (30)	309,472.62	124.63	265.00	309,332.25
SOCIAL SECURITY FUND (50)	497,075.69	181.21	47,493.85	449,763.05
IL MUNICIPAL RETIREMENT FUND (51)	455,392.22	167.31	40,307.91	415,251.62
CAPITAL PROJECT FUND (60)	2,496,854.93	39,711.93	268.70	2,536,298.16
WORKING CASH (70)	8,081.53	3.26	0.00	8,084.79
TORT FUND (80)	248,662.31	101.90	-4,147.70	252,911.91
FIRE PREVENTION & SAFETY FUND (90)	1,109,254.15	447.10	0.00	1,109,701.25
TOTALS	**24,051,014.59**	**2,044,115.68**	**3,401,675.65**	**22,693,454.62**

SIGNED: Kemberly Watson, CFO

DATE: 3-2-2022

FDTLOC	FUNC	OBJ	SJ	SOURCE	Account Level Description	2021-22 Original Budget	February 2021-22 Monthly Activity	2021-22 FYTD Activity	2021-22 Available Funds	2020-21 FY Activity	2021-22 FYTD %
10					EDUCATIONAL FUND						
1000					RECEIPTS/REVENUE FROM LOCAL SO						
10R000	1110	0000	00	000000	PROPERTY TAXES	17,115,000.00	0.00	17,158,666.09	-43,666.09	16,467,543.70	100.26
10R000	1115	0000	00	000000	PROPERTY TAX FROM BANKRUPTCY	0.00	0.00	181,862.59	-181,862.59	0.00	0.00
10R000	1140	0000	00	000000	PROPERTY TAXES - SPECIAL ED	13,000.00	0.00	13,209.84	-209.84	14,816.96	101.61
10R000	1210	0000	00	000000	TAXES: MOBILE HOME	35,000.00	0.00	0.00	35,000.00	35,206.23	0.00
10R000	1220	0000	00	000000	TAXES: MARION HOUSING	39,000.00	0.00	1,142.97	37,857.03	41,356.30	2.93
10R000	1230	0000	00	000000	TAXES: CORP PER PROP REP	650,000.00	0.00	544,202.22	105,797.78	881,067.49	83.72
10R000	1290	0000	00	000000	TAXES: REFUGE PILOT	27,000.00	0.00	0.00	27,000.00	53,075.32	0.00
10R000	1311	0000	00	000000	Per Capita Tuition Charge	0.00	0.00	0.00	0.00	0.00	0.00
10R000	1510	0000	00	000000	INTEREST: INVESTMENTS	50,000.00	4,922.27	31,574.91	18,425.09	56,506.62	63.15
10R000	1611	0000	84	000003	HS: FOODSERVICE REVENUE	0.00	203.65	3,303.85	-3,303.85	-157.50	0.00
10R000	1611	0000	84	000004	JH: FOOD SERVICE REVENUE	0.00	174.50	3,696.55	-3,696.55	31.60	0.00
10R000	1611	0000	84	000005	ADAMS: FOODSERVICE REVENUE	0.00	0.00	-27.20	27.20	132.35	0.00
10R000	1611	0000	84	000007	JEFFERSON: FOODSERVICE REVENUE	0.00	12.70	32.20	-32.20	-29.70	0.00
10R000	1611	0000	84	000008	LINCOLN: FOODSERVICE REVENUE	0.00	194.73	1,597.63	-1,597.63	226.75	0.00
10R000	1611	0000	84	000009	LONGFELLOW: FOODSERVICE REVENU	0.00	0.00	130.00	-130.00	25.00	0.00
10R000	1611	0000	84	000010	WASHINGTON: FOODSERVICE REVENU	0.00	477.91	2,491.64	-2,491.64	-17.35	0.00
10R000	1690	0000	84	000000	OTHER LUNCH PROGRAM	1,000.00	0.00	150.20	849.80	630.33	15.02
10R000	1690	0000	84	000001	PRE-K BREAKFAST REIMBURSEMENT	0.00	0.00	0.00	0.00	0.00	0.00
10R000	1690	0000	84	000002	PRE-K LUNCH REIMBURSEMENT	0.00	0.00	0.00	0.00	0.00	0.00
10R000	1690	0000	84	000003	PRE-K FOOD REIMBURSMENT	0.00	0.00	0.00	0.00	0.00	0.00
10R000	1690	0000	84	000004	FOODSERVICE REIMBURSEMENT	500.00	175.38	839.85	-339.85	431.74	167.97
10R000	1690	0000	84	000005	FOODSERVICE GRANTS	0.00	0.00	0.00	0.00	314.00	0.00
10R000	1690	0000	84	000006	FOODSERVICE INSURANCE CLAIM	0.00	0.00	0.00	0.00	0.00	0.00
10R000	1711	0000	00	000001	ADAMS ATHLETIC ADMISSIONS	0.00	749.00	3,255.00	-3,255.00	0.00	0.00
10R000	1711	0000	00	000004	ATHL EVENTS,IHSA-JR INV.	5,000.00	0.00	8,181.11	-3,181.11	0.00	163.62
10R000	1711	0000	00	000005	ATHLETIC DONATIONS	5,000.00	0.00	19,600.00	-14,600.00	0.00	392.00
10R000	1711	0000	00	000006	ADAMS ATHLETIC DONATIONS	18,000.00	0.00	19,638.90	-1,638.90	0.00	109.11
10R000	1711	0000	00	000007	HS ATHLETIC PARTICIPATION FEES	0.00	0.00	0.00	0.00	0.00	0.00
10R000	1711	0000	00	000008	JH ATHLETIC PARTICIPATION FEES	0.00	0.00	0.00	0.00	0.00	0.00
10R000	1711	0000	01	000000	HS FOOTBALL ADMISSION	33,000.00	0.00	31,566.00	1,434.00	9,777.00	95.65
10R000	1711	0000	04	000000	HS SOCCER ADMISSIONS	4,000.00	0.00	3,171.00	829.00	225.00	79.28
10R000	1711	0000	06	000000	HS WRESTLING ADMISSIONS	1,500.00	148.00	1,023.00	477.00	0.00	68.20
10R000	1711	0000	11	000000	HS VOLLEYBALL ADMISSIONS	4,500.00	0.00	3,676.00	824.00	0.00	81.69
10R000	1711	0000	15	000000	HS BOYS BASKETBALL ADMISSIONS	23,000.00	3,952.00	27,065.00	-4,065.00	0.00	117.67
10R000	1711	0000	20	000000	JH BOYS BASKETBALL ADMISSIONS	8,000.00	531.00	7,003.00	997.00	0.00	87.54
10R000	1711	0000	23	000000	JH VOLLEYBALL ADMISSIONS	2,500.00	2,071.00	2,071.00	429.00	0.00	82.84
10R000	1711	0000	31	000000	HS GIRLS BASKETBALL ADMISSIONS	2,300.00	676.00	5,501.00	-3,201.00	0.00	239.17

FDTLOC FUNC OBJ SJ SOURCE	Account Level Description	2021-22 Original Budget	February 2021-22 Monthly Activity	2021-22 FYTD Activity	2021-22 Available Funds	2020-21 FY Activity	2021-22 FYTD %
10	EDUCATIONAL FUND						
1000	RECEIPTS/REVENUE FROM LOCAL SO						
10R000 1711 0000 40 000000	JH GIRLS BASKETBALL ADMISSIONS	4,000.00	0.00	4,384.00	-384.00	0.00	109.60
10R000 1790 0000 00 000003	STUDENT YEARBOOK: HS	12,500.00	0.00	735.00	11,765.00	5,735.00	5.88
10R000 1811 0000 00 000001	TEXTBOOK RENTAL: E	32,000.00	0.00	32,951.16	-951.16	32,629.46	102.97
10R000 1811 0000 00 000002	TEXTBOOK RENTAL: JH	11,000.00	72.00	15,117.80	-4,117.80	9,817.00	137.43
10R000 1811 0000 00 000003	TEXTBOOK RENTAL: HS	30,000.00	23.62	32,118.96	-2,118.96	32,494.00	107.06
10R000 1812 0000 00 000003	TEXTBOOK RENT: SUMMER SC	0.00	0.00	0.00	0.00	1,950.00	0.00
10R000 1920 0000 00 000000	CONTRIB -DONATION	40,000.00	5,500.00	12,565.80	27,434.20	13,434.94	31.41
10R000 1920 0000 02 000000	DONATIONS - FOUNDATION GRANT	0.00	0.00	0.00	0.00	0.00	0.00
10R000 1950 0000 00 000000	REFUND OF PRIOR YEAR EXPENDITU	0.00	0.00	0.00	0.00	0.00	0.00
10R000 1950 0000 12 000000	WCSED: Refund	0.00	0.00	0.00	0.00	0.00	0.00
10R000 1970 0000 00 000000	DR.ED BTW FEES	10,000.00	1,048.00	5,533.00	4,547.00	9,848.00	55.33
10R000 1992 0000 00 000000	SALE OF VOCATIONAL PROJECTS	0.00	0.00	281.48	-281.48	0.00	0.00
10R000 1993 0000 00 000000	RESALE ITEMS,LOCKS,SHOP	3,900.00	22.00	5,897.00	-1,997.00	2,495.00	151.21
10R000 1993 0000 00 000001	HS PARKING FEES	5,000.00	60.00	5,040.00	-40.00	5,658.00	100.80
10R000 1999 0000 00 000000	OTHER	32,000.00	1,173.85	35,720.31	-3,720.31	45,902.82	111.63
10R000 1999 0000 00 000001	FOUNDATION GRANTS	10,000.00	0.00	0.00	10,000.00	4,134.64	0.00
10R000 1999 0000 00 000003	AFTER SCHOOL PROGRAMS	80,000.00	7,655.41	57,766.07	22,233.93	34,110.99	72.21
10R000 1999 0000 00 000005	Chromebook Insurance	0.00	125.00	11,129.00	-11,129.00	7,876.00	0.00
10R000 1999 0000 00 000006	AROTC REVENUE	24,000.00	2,584.60	14,530.09	9,469.91	24,141.19	60.54
10R000 1999 0000 02 000000	SETTLEMENT	0.00	0.00	0.00	0.00	235,000.00	0.00
10R000 1999 0000 05 000000	E-RATE REFUND	134,400.00	0.00	153,020.00	-18,620.00	113,733.33	113.85
10R000 1999 0000 70 000000	Madigral Revenue	6,000.00	0.00	5,770.00	230.00	0.00	96.17
10R000 1999 0000 80 000000	Spring Musical Revenue	5,000.00	0.00	0.00	5,000.00	0.00	0.00
10R--- 1--- ---- -- ------		18,477,100.00	32,552.62	18,467,184.02	9,995.98	18,140,122.21	99.95
3000	RECEIPTS/REVENUE FROM STATE SO						
10R000 3001 0000 00 000000	EVIDENCED BASED FUNDING	10,887,633.00	989,820.00	6,928,686.00	3,958,947.00	10,557,597.98	63.64
10R000 3100 0000 12 000000	PRIVATE FACILITY TUITION	44,400.00	0.00	31,834.55	12,565.45	22,387.12	71.70
10R000 3120 0000 12 000000	WCSED: ORPHANAGE	140,000.00	0.00	114,912.76	25,087.24	66,351.50	82.08
10R000 3220 0000 21 000000	WCRVS STIPENDS/TUITION	78,000.00	0.00	0.00	78,000.00	62,859.00	0.00
10R000 3235 0000 00 000000	AGRICULTURE EDUCATION	15,000.00	1,026.00	7,182.00	7,818.00	17,356.00	47.88
10R000 3299 0000 21 000000	WCRVS: AGRICULTURE	0.00	0.00	0.00	0.00	0.00	0.00
10R000 3360 0000 84 000000	STATE REIMB: LUNCH & BKFST	30,000.00	2,117.92	22,209.30	7,790.70	6,260.79	74.03
10R000 3370 0000 10 000000	DRIVER EDUCATION	40,000.00	0.00	31,367.37	8,632.63	34,346.75	78.42
10R000 3999 0000 01 000000	OTHER ST.LIB GRANT	3,300.00	0.00	508.41	2,791.59	5,664.75	15.41

FDTLOC FUNC OBJ SJ SOURCE	Account Level Description	2021-22 Original Budget	February 2021-22 Monthly Activity	2021-22 FYTD Activity	2021-22 Available Funds	2020-21 FY Activity	2021-22 FYTD %
10	EDUCATIONAL FUND						
3000	RECEIPTS/REVENUE FROM STATE SO						
10R000 3999 0000 03 000000	PREMIUMS VOC AGRICULTURE FAIR	0.00	0.00	0.00	0.00	392.10	0.00
10R000 3999 0000 06 000000	ISL LIBRARY GRANT	0.00	22,180.77	22,180.77	-22,180.77	0.00	0.00
10R--- 3--- ---- -- ------		11,238,333.00	1,015,144.69	7,158,881.16	4,079,451.84	10,773,215.99	63.70
4000	RECEIPTS/REVENUE FROM FEDERAL						
10R000 4210 0000 84 000000	FED REIMB REG,FREE LUNCH	900,000.00	103,447.30	730,476.05	169,523.95	3,242.00	81.16
10R000 4220 0000 84 000000	FEDERAL REIMB BRKF	0.00	26,673.80	165,876.44	-165,876.44	1,117.98	0.00
10R000 4225 0000 84 000000	Summer Food Service Program	200,000.00	0.00	0.00	200,000.00	783,252.14	0.00
10R000 4260 0000 84 000000	Food Service-Equipment Grant	0.00	0.00	0.00	0.00	0.00	0.00
10R000 4300 0000 30 000000	TITLE I REVENUE	1,512,300.00	105,126.00	1,405,499.00	106,801.00	1,463,232.00	92.94
10R936 4300 0000 00 000000	TITLE I SIP	69,000.00	0.00	27,419.00	41,581.00	0.00	39.74
10R000 4600 0000 00 000000	IDEA-PS	29,000.00	2,698.00	21,376.00	7,624.00	16,862.00	73.71
10R000 4620 0000 00 000000	IDEA FT	1,109,000.00	101,189.00	621,471.00	487,529.00	889,731.65	56.04
10R000 4991 0000 00 000000	ADMIN OUTREACH REVENUE	30,000.00	0.00	30,960.77	-960.77	27,712.71	103.20
10R000 4999 0000 01 000000	PUB AID-FEE FOR SERV	10,000.00	1,199.05	1,211.59	8,788.41	0.00	12.12
10R000 4999 0000 21 000000	WCRVS:PERKINS,SP NDS,TUT	0.00	0.00	0.00	0.00	0.00	0.00
10R000 4999 0000 30 000000	ESSER TITLE GRANT	17,266.00	14,738.00	14,738.00	2,528.00	978,068.00	85.36
10R951 4999 0000 00 000000	DIGITAL EQUITY GRANT	0.00	0.00	0.00	0.00	245,519.00	0.00
10R952 4999 0000 00 000000	DIGITAL EQUITY II	0.00	205,424.00	206,434.00	-206,434.00	0.00	0.00
10R960 4999 0000 00 000000	ESSER II GRANT	2,030,000.00	71,242.00	714,485.00	1,315,515.00	99,952.00	35.20
10R965 4999 0000 00 000000	ESSER III GRANT	2,100,000.00	43,870.00	694,791.00	1,405,209.00	0.00	33.09
10R--- 4--- ---- -- ------		8,006,566.00	675,607.15	4,634,737.85	3,371,828.15	4,508,689.48	57.89
7000							
10R000 7110 0000 20 000000	PERMANENT XFER FROM OM	0.00	0.00	0.00	0.00	0.00	0.00
10R000 7110 0000 40 000000	PERMANENT XFER FROM TRANSPORTA	0.00	0.00	0.00	0.00	0.00	0.00
10R000 7110 0000 70 000000	PERMANENT XFER FROM WORKING CA	0.00	0.00	0.00	0.00	0.00	0.00
10R--- 7--- ---- -- ------		0.00	0.00	0.00	0.00	0.00	0.00
10---- ---- ---- -- ------		37,721,999.00	1,723,304.46	30,260,803.03	7,461,275.97	33,422,027.68	80.22

FDTLOC FUNC OBJ SJ SOURCE	Account Level Description	2021-22 Original Budget	February 2021-22 Monthly Activity	2021-22 FYTD Activity	2021-22 Available Funds	2020-21 FY Activity	2021-22 FYTD %
20	OPERATIONS & MAINTENANCE FUND						
1000	RECEIPTS/REVENUE FROM LOCAL SO						
20R000 1111 0000 00 000000	PROPRTY TAXES	4,230,000.00	0.00	4,240,876.72	-10,876.72	3,984,848.40	100.26
20R000 1230 0000 00 000000	TAXES: CORP PER PROP REPL	350,000.00	240,167.85	240,167.85	109,832.15	0.00	68.62
20R000 1510 0000 00 000000	INTEREST: INVESTMENTS	15,000.00	1,466.33	10,141.62	4,858.38	18,306.39	67.61
20R000 1910 0000 00 000000	RENTAL: BUILDINGS	0.00	0.00	0.00	0.00	0.00	0.00
20R000 1920 0000 00 000000	DONATIONS	0.00	37,500.00	37,500.00	-37,500.00	0.00	0.00
20R000 1999 0000 00 000000	OTHER	10,000.00	231.98	8,990.08	1,009.92	2,343.53	89.90
20R000 1999 0000 01 000000	INSURANCE CLAIMS	0.00	0.00	0.00	0.00	0.00	0.00
20R000 1999 0000 02 000000	SETTLEMENT	0.00	0.00	0.00	0.00	926,460.10	0.00
20R--- 1--- ---- -- ------		4,605,000.00	279,366.16	4,537,676.27	67,323.73	4,931,958.42	98.54
3000	RECEIPTS/REVENUE FROM STATE SO						
20R000 3001 0000 00 000000	EVIDENCE BASED FUNDING	0.00	0.00	0.00	0.00	0.00	0.00
20R000 3705 0000 00 000000	PRE K - ADAMS SCHOOL BLDG	17,000.00	0.00	20,616.00	-3,616.00	21,909.00	121.27
20R000 3925 0000 00 000000	SCHOOL MAINTENANCE GRANT	0.00	0.00	0.00	0.00	0.00	0.00
20R--- 3--- ---- -- ------		17,000.00	0.00	20,616.00	-3,616.00	21,909.00	121.27
4000	RECEIPTS/REVENUE FROM FEDERAL						
20R960 4999 0000 00 000000	ESSER II	928,419.00	0.00	0.00	928,419.00	0.00	0.00
20R965 4999 0000 00 000000	ESSER III	4,720,000.00	0.00	0.00	4,720,000.00	0.00	0.00
20R--- 4--- ---- -- ------		5,648,419.00	0.00	0.00	5,648,419.00	0.00	0.00
7000							
20R000 7110 0000 20 000000	PERMANENT TRANSFER TO O&M	0.00	0.00	0.00	0.00	0.00	0.00
20R--- 7--- ---- -- ------		0.00	0.00	0.00	0.00	0.00	0.00
20---- ---- ---- -- ------		10,270,419.00	279,366.16	4,558,292.27	5,712,126.73	4,953,867.42	44.38

FDTLOC FUNC OBJ SJ SOURCE	Account Level Description	2021-22 Original Budget	February 2021-22 Monthly Activity	2021-22 FYTD Activity	2021-22 Available Funds	2020-21 FY Activity	2021-22 FYTD %
21	O&M LEASE						
1000	RECEIPTS/REVENUE FROM LOCAL SO						
21R000 1111 0000 00 000000	TAXES: CURRENT YR LEVY	1,080.00	0.00	1,075.71	4.29	289,885.25	99.60
21R000 1510 0000 00 000000	INTEREST ON INVESTMENTS	50.00	20.56	221.29	-171.29	206.87	442.58
21R--- 1--- ---- -- ------		1,130.00	20.56	1,297.00	-167.00	290,092.12	114.78
21---- ---- ---- -- ------		1,130.00	20.56	1,297.00	-167.00	290,092.12	114.78
30	DEBT SERVICE FUND OR FUND GROU						
1000	RECEIPTS/REVENUE FROM LOCAL SO						
30R000 1112 0000 00 000000	TAXES: 1ST PRIOR YR LEVY	1,877,750.00	0.00	1,873,631.40	4,118.60	1,832,637.68	99.78
30R000 1210 0000 00 000000	TAXES: MOBILE HOME	0.00	0.00	0.00	0.00	0.00	0.00
30R000 1220 0000 00 000000	TAXES: MARION HOUSING	0.00	0.00	0.00	0.00	0.00	0.00
30R000 1510 0000 00 000000	INTEREST: ON INVEST	2,500.00	124.63	1,199.13	1,300.87	2,398.98	47.97
30R000 1999 0000 00 000000	Txfr Cap.Lease Principal	0.00	0.00	0.00	0.00	154.57	0.00
30R--- 1--- ---- -- ------		1,880,250.00	124.63	1,874,830.53	5,419.47	1,835,191.23	99.71
7000							
30R000 7210 0000 00 000000	PRINCIPAL ON BONDS SOLD	0.00	0.00	0.00	0.00	6,800,000.00	0.00
30R000 7220 0000 00 000000	PREMIUM ON BONDS SOLD	0.00	0.00	0.00	0.00	632,694.00	0.00
30R000 7610 0000 00 000000	AS Bond Principal	675,000.00	0.00	0.00	675,000.00	695,000.00	0.00
30R000 7700 0000 00 000000	AS Bond Interest	76,935.00	0.00	38,467.50	38,467.50	92,433.50	50.00
30R--- 7--- ---- -- ------		751,935.00	0.00	38,467.50	713,467.50	8,220,127.50	5.12
30---- ---- ---- -- ------		2,632,185.00	124.63	1,913,298.03	718,886.97	10,055,318.73	72.69
40	TRANSPORTATION FUND						
1000	RECEIPTS/REVENUE FROM LOCAL SO						
40R000 1113 0000 00 000000	PROPERTY TAXES	1,330,000.00	0.00	1,338,149.08	-8,149.08	1,244,696.64	100.61
40R000 1510 0000 00 000000	INTEREST: INVEST	4,000.00	687.16	5,110.37	-1,110.37	8,834.81	127.76
40R000 1950 0000 12 000000	PRIOR YEAR REFUND	0.00	0.00	0.00	0.00	0.00	0.00
40R000 1999 0000 00 000000	TRANS: MISC. REIMB.	1,000.00	0.00	2,190.24	-1,190.24	0.00	219.02

FDTLOC FUNC OBJ SJ SOURCE	Account Level Description	2021-22 Original Budget	February 2021-22 Monthly Activity	2021-22 FYTD Activity	2021-22 Available Funds	2020-21 FY Activity	2021-22 FYTD %
40	TRANSPORTATION FUND						
1000	RECEIPTS/REVENUE FROM LOCAL SO						
40R--- 1--- ---- -- ------		1,335,000.00	687.16	1,345,449.69	-10,449.69	1,253,531.45	100.78
3000	RECEIPTS/REVENUE FROM STATE SO						
40R000 3500 0000 00 000000	STATE REIMB: REG	465,000.00	0.00	412,588.66	52,411.34	479,434.49	88.73
40R--- 3--- ---- -- ------		465,000.00	0.00	412,588.66	52,411.34	479,434.49	88.73
4000	RECEIPTS/REVENUE FROM FEDERAL						
40R960 4999 0000 00 000000	ESSER II	75,000.00	0.00	54,710.00	20,290.00	0.00	72.95
40R--- 4--- ---- -- ------		75,000.00	0.00	54,710.00	20,290.00	0.00	72.95
40---- ---- ---- -- ------		1,875,000.00	687.16	1,812,748.35	62,251.65	1,732,965.94	96.68
50	SOCIAL SECURITY/MEDICARE						
1000	RECEIPTS/REVENUE FROM LOCAL SO						
50R000 1150 0000 00 000000	PROPERTY TAXES - SOCIAL SECURI	499,000.00	0.00	501,000.59	-2,000.59	698,715.46	100.40
50R000 1510 0000 00 000000	INTEREST: CHECKING	1,500.00	181.21	1,381.31	118.69	2,302.15	92.09
50R--- 1--- ---- -- ------		500,500.00	181.21	502,381.90	-1,881.90	701,017.61	100.38
50---- ---- ---- -- ------		500,500.00	181.21	502,381.90	-1,881.90	701,017.61	100.38
51	ILLINOIS MUNICIPAL RETIREMENT						
1000	RECEIPTS/REVENUE FROM LOCAL SO						
51R000 1114 0000 00 000000	Property Taxes - IMRF	485,000.00	0.00	487,044.03	-2,044.03	261,591.13	100.42
51R000 1230 0000 00 000000	TAXES: CORP PERS PROP REPLMT	50,000.00	0.00	50,000.00	0.00	45,000.00	100.00
51R000 1510 0000 00 000000	INTEREST ON INVESTMENTS	3,000.00	167.31	1,292.01	1,707.99	3,156.04	43.07
51R--- 1--- ---- -- ------		538,000.00	167.31	538,336.04	-336.04	309,747.17	100.06
51---- ---- ---- -- ------		538,000.00	167.31	538,336.04	-336.04	309,747.17	100.06

FDTLOC FUNC OBJ SJ SOURCE	Account Level Description	2021-22 Original Budget	February 2021-22 Monthly Activity	2021-22 FYTD Activity	2021-22 Available Funds	2020-21 FY Activity	2021-22 FYTD %
60	CAPITAL PROJECTS FUND OR FUND						
1000	RECEIPTS/REVENUE FROM LOCAL SO						
60R000 1510 0000 00 000000	INTEREST	5,000.00	1,021.89	5,760.64	-760.64	7,150.07	115.21
60R000 1983 0000 00 000000	SALES TAX	2,640,000.00	38,690.04	2,001,520.96	638,479.04	2,811,733.38	75.82
60R--- 1--- ---- -- ------		2,645,000.00	39,711.93	2,007,281.60	637,718.40	2,818,883.45	75.89
3000	RECEIPTS/REVENUE FROM STATE SO						
60R000 3925 0000 00 000000	SCHOOL MAINTENANCE GRANT	50,000.00	0.00	50,000.00	0.00	0.00	100.00
60R--- 3--- ---- -- ------		50,000.00	0.00	50,000.00	0.00	0.00	100.00
4000	RECEIPTS/REVENUE FROM FEDERAL						
60R000 4999 0000 00 000000	FEMA Lincoln Safe Room	0.00	0.00	0.00	0.00	0.00	0.00
60R--- 4--- ---- -- ------		0.00	0.00	0.00	0.00	0.00	0.00
60---- ---- ---- -- ------		2,695,000.00	39,711.93	2,057,281.60	637,718.40	2,818,883.45	76.34
70	WORKING CASH FUND						
1000	RECEIPTS/REVENUE FROM LOCAL SO						
70R000 1115 0000 00 000000	PROPERTY TAXES	830.00	0.00	836.93	-6.93	864.90	100.83
70R000 1510 0000 00 000000	INTEREST: INVEST	30.00	3.26	25.81	4.19	57.76	86.03
70R--- 1--- ---- -- ------		860.00	3.26	862.74	-2.74	922.66	100.32
70---- ---- ---- -- ------		860.00	3.26	862.74	-2.74	922.66	100.32
80	TORT IMMUNITY AND JUDGMENT FUN						
1000	RECEIPTS/REVENUE FROM LOCAL SO						
80R000 1120 0000 00 000000	PROPERTY TAXES	697,000.00	0.00	699,205.95	-2,205.95	497,994.97	100.32
80R000 1510 0000 00 000000	INTEREST ON INVESTMENTS	1,500.00	101.90	798.18	701.82	728.45	53.21
80R000 1999 0000 00 000000	REFUND ON WORKERS COMP	0.00	0.00	0.00	0.00	0.00	0.00
80R000 1999 0000 00 000001	OTHER	0.00	0.00	0.00	0.00	271.00	0.00

FDTLOC FUNC OBJ SJ SOURCE	Account Level Description	2021-22 Original Budget	February 2021-22 Monthly Activity	2021-22 FYTD Activity	2021-22 Available Funds	2020-21 FY Activity	2021-22 FYTD %
80	TORT IMMUNITY AND JUDGMENT FUN						
1000	RECEIPTS/REVENUE FROM LOCAL SO						
80R--- 1--- ---- -- ------		698,500.00	101.90	700,004.13	-1,504.13	498,994.42	100.22
80---- ---- ---- -- ------		698,500.00	101.90	700,004.13	-1,504.13	498,994.42	100.22
90	FIRE PREVENTION AND SAFETY FUN						
1000	RECEIPTS/REVENUE FROM LOCAL SO						
90R000 1118 0000 00 000000	PROPERTY TAXES	212,000.00	0.00	212,790.10	-790.10	233,916.79	100.37
90R000 1510 0000 00 000000	INTEREST: ON INVEST	1,500.00	447.10	4,130.40	-2,630.40	12,000.38	275.36
90R--- 1--- ---- -- ------		213,500.00	447.10	216,920.50	-3,420.50	245,917.17	101.60
3000	RECEIPTS/REVENUE FROM STATE SO						
90R000 3925 0000 00 000000	MAINTENANCE GRANT	0.00	0.00	0.00	0.00	0.00	0.00
90R--- 3--- ---- -- ------		0.00	0.00	0.00	0.00	0.00	0.00
7000							
90R000 7210 0000 00 000000	SALE OF HLS BONDS	0.00	0.00	0.00	0.00	2,264,999.69	0.00
90R--- 7--- ---- -- ------		0.00	0.00	0.00	0.00	2,264,999.69	0.00
90---- ---- ---- -- ------		213,500.00	447.10	216,920.50	-3,420.50	2,510,916.86	101.60
Grand Revenue Totals		57,147,093.00	2,044,115.68	42,562,225.59	14,584,947.41	57,294,754.06	74.48

Number of Accounts: 140

********** End of report **********

Account Number	Account Level Description Account Number	2021-22 Original Budget	February 2021-22 Monthly Activity	2021-22 FYTD Activity	2021-22 Available Funds	Encumbered Amount	2020-21 FY Activity	2021-22 FYTD %
10	EDUCATIONAL FUND							
10E960 1100 1150 30 000000	ESSER II SALARIES NON CERTI	50,000.00	0.00	40,370.00	9,630.00	0.00	6,420.00	80.74
10E960 1100 1300 30 000000	ESSER II SALARIES CERTIFY	150,000.00	0.00	125,819.85	24,180.15	0.00	23,228.40	83.88
10E960 1100 2100 30 000000		17,000.00	0.00	13,843.84	3,156.16	0.00	2,245.36	81.43
10E960 1100 2110 30 000000		15,000.00	0.00	11,667.00	3,333.00	0.00	2,297.32	77.78
10E960 1100 2120 30 000000		2,500.00	0.00	1,230.31	1,269.69	0.00	139.24	49.21
10E960 1100 2170 30 000000		1,000.00	0.00	799.71	200.29	0.00	148.71	79.97
10E960 1100 2220 30 000000		3,000.00	0.00	2,451.42	548.58	0.00	657.54	81.71
10E960 1100 2250 30 000000		2,600.00	0.00	2,086.76	513.24	0.00	551.36	80.26
10E000 1101 1120 00 000001	SETTLEMENT SALARY	0.00	0.00	0.00	0.00	0.00	0.00	0.00
10E000 1101 1120 00 000002	CONTRACT EXTENSION 1400	75,000.00	0.00	68,250.00	6,750.00	0.00	148,400.00	91.00
10E105 1101 1120 00 000000	ADAMS TEACHER SALARY	888,200.00	68,822.40	534,660.92	353,539.08	0.00	709,824.52	60.20
10E107 1101 1120 00 000000	JEFFERSON TEACHER SALARY	845,809.00	72,645.00	557,717.94	288,091.06	0.00	886,767.40	65.94
10E108 1101 1120 00 000000	LINCOLN TEACHER SALARY	1,942,100.00	161,345.76	1,278,627.60	663,472.40	0.00	1,884,158.14	65.84
10E109 1101 1120 00 000000	LONGFELLOW TEACHER SALARY	769,500.00	73,055.88	571,507.42	197,992.58	0.00	895,549.52	74.27
10E110 1101 1120 00 000000	WASHINGTON TEACHER SALARY	1,777,400.00	133,697.87	1,102,712.33	674,687.67	0.00	1,687,070.54	62.04
10E105 1101 1130 00 000000	ADAMS SALARY INCREMENT	7,000.00	511.18	4,062.76	2,937.24	0.00	6,182.68	58.04
10E107 1101 1130 00 000000	JEFFERSON SALARY INCREMENT	1,300.00	0.00	0.00	1,300.00	0.00	240.00	0.00
10E108 1101 1130 00 000000	LINCOLN SALARY INCREMENT	1,300.00	0.00	0.00	1,300.00	0.00	0.00	0.00
10E109 1101 1130 00 000000	LONGFELLOW SALARY INCREMENT	1,300.00	0.00	0.00	1,300.00	0.00	0.00	0.00
10E110 1101 1130 00 000000	WASHINGTON SALARY INCREMENT	1,500.00	0.00	30.00	1,470.00	0.00	270.00	2.00
10E107 1101 1140 00 000000	JEFFERSON AFTER SCHOOL TUTO	0.00	0.00	0.00	0.00	0.00	0.00	0.00
10E108 1101 1140 00 000000	LINCOLN AFTER SCHOOL TUTORS	500.00	0.00	0.00	500.00	0.00	0.00	0.00
10E109 1101 1140 00 000000	LONGFELLOW AFTER SCHOOL TUT	1,000.00	0.00	0.00	1,000.00	0.00	0.00	0.00
10E110 1101 1140 00 000000	WASHINGTON AFTER SCHOOL TUT	2,500.00	1,214.25	6,103.63	-3,603.63	0.00	2,168.39	244.15
10E000 1101 1150 00 000000	ELEM REGISTRATION SALARY	500.00	0.00	102.80	397.20	0.00	340.00	20.56
10E105 1101 1150 00 000000	ADAMS MEDIA AIDE	14,500.00	1,880.38	9,763.26	4,736.74	0.00	12,346.91	67.33
10E105 1101 1150 00 000001	ELEM TEACHER AIDE	21,000.00	0.00	0.00	21,000.00	0.00	3,226.68	0.00
10E107 1101 1150 00 000000	JEFFERSON MEDIA AIDE	16,000.00	1,974.21	10,421.69	5,578.31	0.00	14,219.97	65.14
10E108 1101 1150 00 000000	LINCOLN MEDIA AIDE	0.00	0.00	0.00	0.00	0.00	0.00	0.00
10E109 1101 1150 00 000000	LONGFELLOW MEDIA AIDE	14,600.00	1,825.39	9,634.70	4,965.30	0.00	13,084.46	65.99
10E110 1101 1150 00 000000	WASHINGTON MEDIA AIDE	20,000.00	2,485.77	12,918.77	7,081.23	0.00	17,114.24	64.59
10E000 1101 1200 00 000000	ELEM SUB TEACHER	17,000.00	0.00	13,510.00	3,490.00	0.00	5,515.00	79.47
10E105 1101 1200 00 000000	ADAMS SUB TEACHER	21,000.00	2,950.00	12,901.25	8,098.75	0.00	6,840.00	61.43
10E107 1101 1200 00 000000	JEFFERSON SUB TEACHER	20,000.00	3,465.00	16,466.88	3,533.12	0.00	20,430.00	82.33
10E108 1101 1200 00 000000	LINCOLN SUB TEACHER	40,000.00	7,935.00	37,653.75	2,346.25	0.00	56,525.00	94.13
10E109 1101 1200 00 000000	LONGFELLOW SUB TEACHER	20,000.00	3,825.00	16,728.13	3,271.87	0.00	12,100.00	83.64
10E110 1101 1200 00 000000	WASHINGTON SUB TEACHER	35,000.00	12,135.00	35,853.75	-853.75	0.00	35,870.00	102.44
10E105 1101 1250 00 000000	ADAMS MEDIA AIDE SUB	400.00	0.00	0.00	400.00	0.00	0.00	0.00

Account Number	Account Level Description	2021-22	February 2021-22	2021-22	2021-22	Encumbered	2020-21	2021-22
	Account Number	Original Budget	Monthly Activity	FYTD Activity	Available Funds	Amount	FY Activity	FYTD %
10	EDUCATIONAL FUND							
10E107 1101 1250 00 000000	JEFFERSON MEDIA AIDE SUB	600.00	624.00	1,225.50	-625.50	0.00	16.50	204.25
10E108 1101 1250 00 000000	LINCOLN MEDIA AIDE SUB	800.00	549.00	615.00	185.00	0.00	0.00	76.88
10E109 1101 1250 00 000000	LONGFELLOW MEDIA AIDE SUB	500.00	132.00	636.00	-136.00	0.00	0.00	127.20
10E110 1101 1250 00 000000	WASHINGTON MEDIA AIDE SUB	200.00	0.00	364.00	-164.00	0.00	0.00	182.00
10E105 1101 1300 00 000000	ADAMS SALARY EXTRA	1,500.00	375.00	735.00	765.00	0.00	0.00	49.00
10E107 1101 1300 00 000000	JEFFERSON SALARY EXTRA	1,600.00	357.60	402.60	1,197.40	0.00	0.00	25.16
10E108 1101 1300 00 000000	LINCOLN SALARY EXTRA	4,800.00	627.60	1,121.40	3,678.60	0.00	97.50	23.36
10E109 1101 1300 00 000000	LONGFELLOW SALARY EXTRA	1,000.00	75.00	510.30	489.70	0.00	30.00	51.03
10E110 1101 1300 00 000000	WASHINGTON SALARY EXTRA	2,500.00	120.00	2,272.50	227.50	0.00	2,070.00	90.90
10E107 1101 2100 00 000000	JEFFERSON TRS-R	0.00	11.32	16.42	-16.42	0.00	0.00	0.00
10E108 1101 2100 00 000000	LINCOLN TRS-R	0.00	0.00	0.00	0.00	0.00	0.00	0.00
10E109 1101 2100 00 000000	LONGFELLOW TRS-R	0.00	0.00	0.00	0.00	0.00	0.00	0.00
10E110 1101 2100 00 000000	WASHINGTON TRS-R	0.00	0.00	39.09	-39.09	0.00	7.22	0.00
10E000 1101 2110 00 000000	ELEM TEACHER RETIREMENT	3,410.00	0.00	3,403.28	6.72	0.00	8.90	99.80
10E000 1101 2110 00 000002		8,000.00	0.00	6,750.88	1,249.12	0.00	14,676.76	84.39
10E105 1101 2110 00 000000	ADAMS TRS	89,000.00	6,894.28	41,215.78	47,784.22	0.00	73,044.60	46.31
10E107 1101 2110 00 000000	JEFFERSON TRS	84,000.00	7,220.02	42,861.28	41,138.72	0.00	86,750.14	51.03
10E108 1101 2110 00 000000	LINCOLN TRS	193,000.00	16,053.92	95,964.03	97,035.97	0.00	188,407.93	49.72
10E109 1101 2110 00 000000	LONGFELLOW TRS	80,000.00	7,232.68	43,402.08	36,597.92	0.00	88,180.66	54.25
10E110 1101 2110 00 000000	WASHINGTON TRS	177,000.00	13,234.75	83,490.33	93,509.67	0.00	169,488.95	47.17
10E105 1101 2120 00 000000	ADAMS IMRF	725.00	88.60	460.03	264.97	0.00	581.76	63.45
10E107 1101 2120 00 000000	JEFFERSON IMRF	1,050.00	93.02	491.05	558.95	0.00	670.81	46.77
10E108 1101 2120 00 000000	LINCOLN IMRF	0.00	0.00	0.00	0.00	0.00	0.00	0.00
10E109 1101 2120 00 000000	LONGFELLOW IMRF	730.00	86.01	454.00	276.00	0.00	616.55	62.19
10E110 1101 2120 00 000000	WASHINGTON IMRF	1,000.00	174.34	896.33	103.67	0.00	908.60	89.63
10E000 1101 2170 00 000000	ELEM TRS .58%	50.00	0.00	78.30	-28.30	0.00	30.49	156.60
10E000 1101 2170 00 000002		500.00	0.00	436.80	63.20	0.00	949.76	87.36
10E105 1101 2170 00 000000	ADAMS TRS .58%	6,000.00	463.37	2,741.88	3,258.12	0.00	4,751.68	45.70
10E107 1101 2170 00 000000	JEFFERSON TRS .58%	6,000.00	487.42	2,875.35	3,124.65	0.00	5,681.53	47.92
10E108 1101 2170 00 000000	LINCOLN TRS .58%	12,500.00	1,068.71	6,347.47	6,152.53	0.00	12,427.91	50.78
10E109 1101 2170 00 000000	LONGFELLOW TRS .58%	6,000.00	490.41	2,905.89	3,094.11	0.00	5,763.52	48.43
10E110 1101 2170 00 000000	WASHINGTON TRS .58%	12,000.00	926.20	5,607.82	6,392.18	0.00	11,090.46	46.73
10E000 1101 2180 00 000001	TRS SETTLEMENT	0.00	0.00	0.00	0.00	0.00	10,516.16	0.00
10E105 1101 2220 00 000000	ADAMS HEALTH INSURANCE	130,000.00	10,805.76	87,189.14	42,810.86	0.00	113,165.22	67.07
10E105 1101 2220 00 000001	ADAMS HEALTH INS AIDE	21,000.00	0.00	0.00	21,000.00	0.00	2,994.62	0.00
10E107 1101 2220 00 000000	JEFFERSON HEALTH INSURANCE	120,000.00	9,698.66	74,224.20	45,775.80	0.00	108,018.14	61.85
10E108 1101 2220 00 000000	LINCOLN HEALTH INSURANCE	300,000.00	23,551.62	184,576.19	115,423.81	0.00	265,076.32	61.53
10E109 1101 2220 00 000000	LONGFELLOW HEALTH INSURANCE	125,000.00	10,027.88	80,883.85	44,116.15	0.00	111,150.86	64.71

Account Number	Account Level Description Account Number	2021-22 Original Budget	February 2021-22 Monthly Activity	2021-22 FYTD Activity	2021-22 Available Funds	Encumbered Amount	2020-21 FY Activity	2021-22 FYTD %
10	EDUCATIONAL FUND							
10E110 1101 2220 00 000000	WASHINGTON HEALTH INSURANCE	250,000.00	14,529.70	129,979.52	120,020.48	0.00	227,248.94	51.99
10E000 1101 2250 00 000000	ELEM TRS HEALTH INS	2,110.00	0.00	2,198.26	-88.26	0.00	46.30	104.18
10E000 1101 2250 00 000002		1,300.00	0.00	1,177.80	122.20	0.00	3,498.74	90.60
10E105 1101 2250 00 000000	ADAMS TRS HEALTH INS	15,500.00	1,222.45	7,275.60	8,224.40	0.00	17,413.50	46.94
10E107 1101 2250 00 000000	JEFFERSON TRS HEALTH INS	15,000.00	1,282.71	7,593.78	7,406.22	0.00	20,864.52	50.63
10E108 1101 2250 00 000000	LINCOLN TRS HEALTH INS	43,500.00	2,834.66	16,897.51	26,602.49	0.00	45,243.84	38.84
10E109 1101 2250 00 000000	LONGFELLOW TRS HEALTH INSUR	15,000.00	1,287.39	7,682.73	7,317.27	0.00	21,058.10	51.22
10E110 1101 2250 00 000000	WASHINGTON TRS HEALTH INS	31,000.00	2,389.07	14,799.04	16,200.96	0.00	40,377.38	47.74
10E000 1101 3190 00 000000	ELEM OTHER PURCHASED SERV	18,000.00	0.00	5,042.01	12,957.99	0.00	16,798.90	28.01
10E105 1101 3190 00 000000	ADAMS OTHER PURCHASED SERVI	2,000.00	150.00	1,080.00	920.00	0.00	1,560.00	54.00
10E107 1101 3190 00 000000	JEFFERSON OTHER PURCHASED S	500.00	0.00	0.00	500.00	0.00	0.00	0.00
10E108 1101 3190 00 000000	LINCOLN OTHER PURCHASED SER	1,500.00	299.00	299.00	1,201.00	0.00	250.00	19.93
10E109 1101 3190 00 000000	LONGFELLOW OTHER PURCHASED	200.00	0.00	0.00	200.00	0.00	0.00	0.00
10E110 1101 3190 00 000000	WASHINGTON OTHER PURCHASED	500.00	0.00	0.00	500.00	0.00	0.00	0.00
10E105 1101 3230 00 000000	ADAMS EQUIP MAINT/USAGE	200.00	0.00	0.00	200.00	0.00	0.00	0.00
10E107 1101 3230 00 000000	JEFFERSON EQUIP MAINT/USAGE	200.00	0.00	0.00	200.00	0.00	0.00	0.00
10E108 1101 3230 00 000000	LINCOLN EQUIP MAINT/USAGE	200.00	0.00	0.00	200.00	0.00	129.00	0.00
10E109 1101 3230 00 000000	LONGFELLOW EQUIP MAINT/USAG	200.00	0.00	0.00	200.00	0.00	0.00	0.00
10E110 1101 3230 00 000000	WASHINGTON EQUIP MAINT/USAG	200.00	0.00	195.55	4.45	0.00	0.00	97.78
10E105 1101 3320 00 000000	ADAMS TRAVEL	1,000.00	430.92	974.28	25.72	0.00	287.00	97.43
10E107 1101 3320 00 000000	JEFFERSON TRAVEL	250.00	0.00	597.00	-348.00	1.00	120.00	238.80
10E108 1101 3320 00 000000	LINCOLN TRAVEL	500.00	220.00	317.41	182.59	0.00	492.50	63.48
10E109 1101 3320 00 000000	LONGFELLOW TRAVEL	500.00	147.84	388.64	111.36	0.00	187.61	77.73
10E110 1101 3320 00 000000	WASHINGTON TRAVEL	1,000.00	150.53	648.66	197.15	0.00	426.46	64.87
10E000 1101 3400 00 000000	ELEM COMMUNICATION/POSTAGE	0.00	0.00	0.00	0.00	0.00	11,567.47	0.00
10E105 1101 3400 00 000000	ADAMS POSTAGE	1,000.00	111.00	559.00	441.00	0.00	700.86	55.90
10E107 1101 3400 00 000000	JEFFERSON POSTAGE	1,000.00	0.00	315.90	684.10	0.00	808.34	31.59
10E108 1101 3400 00 000000	LINCOLN POSTAGE	2,000.00	147.00	294.00	1,706.00	0.00	1,441.00	14.70
10E109 1101 3400 00 000000	LONGFELLOW POSTAGE	2,000.00	0.00	0.00	2,000.00	0.00	663.86	0.00
10E110 1101 3400 00 000000	WASHINGTON POSTAGE	3,000.00	0.00	622.85	2,377.15	0.00	1,649.39	20.76
10E105 1101 3600 00 000000	ADAMS COPIER	4,000.00	253.48	1,984.37	1,762.15	0.00	2,321.20	49.61
10E107 1101 3600 00 000000	JEFFERSON COPIER	4,000.00	368.44	2,942.09	689.47	0.00	3,689.32	73.55
10E108 1101 3600 00 000000	LINCOLN COPIER	6,000.00	426.63	3,474.30	2,099.07	0.00	4,390.98	57.91
10E109 1101 3600 00 000000	LONGFELLOW COPIER	3,000.00	254.18	1,967.89	777.93	0.00	2,274.71	65.60
10E110 1101 3600 00 000000	WASHINGTON COPIER	7,000.00	442.05	3,569.86	2,988.09	0.00	4,572.74	51.00
10E000 1101 4100 00 000000	ELEM SUPPLIES	77,800.00	0.00	3,181.45	74,618.55	0.00	76,286.89	4.09
10E000 1101 4100 00 000001	DONATION SUPPLIES	18,000.00	250.00	3,954.51	11,526.49	2,519.00	7,976.03	21.97
10E105 1101 4100 00 000000	ADAMS SUPPLIES	18,000.00	221.49	9,406.34	2,113.84	6,479.82	16,003.41	52.26

Account Number	Account Level Description Account Number	2021-22 Original Budget	February 2021-22 Monthly Activity	2021-22 FYTD Activity	2021-22 Available Funds	Encumbered Amount	2020-21 FY Activity	2021-22 FYTD %
10	EDUCATIONAL FUND							
10E107 1101 4100 00 000000	JEFFERSON SUPPLIES	16,000.00	0.00	7,180.02	3,381.56	5,438.42	14,431.99	44.88
10E108 1101 4100 00 000000	LINCOLN SUPPLIES	19,500.00	976.24	15,845.62	-3,888.82	7,543.20	11,229.99	81.26
10E109 1101 4100 00 000000	LONGFELLOW SUPPLIES	11,000.00	578.96	10,530.12	-3,066.33	3,536.21	8,243.38	95.73
10E110 1101 4100 00 000000	WASHINGTON SUPPLIES	18,000.00	1,007.47	14,950.31	-4,570.75	7,462.44	14,755.03	83.06
10E105 1101 4130 00 000000	ADAMS VOCAL MUSIC	0.00	0.00	0.00	0.00	0.00	0.00	0.00
10E107 1101 4130 00 000000	JEFFERSON VOCAL MUSIC	0.00	0.00	0.00	0.00	0.00	0.00	0.00
10E108 1101 4130 00 000000	LINCOLN VOCAL MUSIC	0.00	0.00	0.00	0.00	0.00	0.00	0.00
10E109 1101 4130 00 000000	LONGFELLOW VOCAL MUSIC	0.00	0.00	0.00	0.00	0.00	0.00	0.00
10E110 1101 4130 00 000000	WASHINGTON VOCAL MUSIC	0.00	0.00	0.00	0.00	0.00	0.00	0.00
10E105 1101 4140 00 000000	ADAMS INSTRUMENTAL MUSIC	1,500.00	0.00	4,318.20	-2,829.24	11.04	761.04	287.88
10E000 1101 4200 00 000000	ELEM TEXTBOOKS	10,500.00	0.00	0.00	10,500.00	0.00	10,605.83	0.00
10E105 1101 4200 00 000000	ADAMS TEXTBOOKS	0.00	0.00	0.00	0.00	0.00	0.00	0.00
10E107 1101 4200 00 000000	JEFFERSON TEXTBOOKS	0.00	0.00	0.00	0.00	0.00	0.00	0.00
10E108 1101 4200 00 000000	LINCOLN TEXTBOOKS	0.00	0.00	0.00	0.00	0.00	0.00	0.00
10E109 1101 4200 00 000000	LONGFELLOW TEXTBOOKS	0.00	0.00	0.00	0.00	0.00	0.00	0.00
10E110 1101 4200 00 000000	WASHINGTON TEXTBOOKS	0.00	0.00	0.00	0.00	0.00	0.00	0.00
10E105 1101 5400 00 000000	ADAMS CAPITAL OUTLAY	600.00	0.00	0.00	600.00	0.00	0.00	0.00
10E107 1101 5400 00 000000	JEFFERSON CAPITAL OUTLAY	600.00	0.00	0.00	-1,255.00	1,855.00	579.00	0.00
10E108 1101 5400 00 000000	LINCOLN CAPITAL OUTLAY	4,000.00	0.00	0.00	4,000.00	0.00	3,622.31	0.00
10E109 1101 5400 00 000000	LONGFELLOW CAPITAL OUTLAY	600.00	0.00	2,122.20	-1,522.20	0.00	0.00	353.70
10E110 1101 5400 00 000000	WASHINGTON CAPITAL OUTLAY	600.00	0.00	0.00	600.00	0.00	539.99	0.00
10E105 1101 6400 00 000000	ADAMS DUES FEES	100.00	0.00	0.00	100.00	0.00	0.00	0.00
10E107 1101 6400 00 000000	JEFFERSON DUES FEES	100.00	0.00	0.00	100.00	0.00	0.00	0.00
10E108 1101 6400 00 000000	LINCOLN DUES FEES	100.00	0.00	0.00	100.00	0.00	0.00	0.00
10E109 1101 6400 00 000000	LONGFELLOW DUES FEES	100.00	0.00	0.00	100.00	0.00	0.00	0.00
10E110 1101 6400 00 000000	WASHINGTON DUES FEES	100.00	0.00	0.00	100.00	0.00	0.00	0.00
10E105 1101 8000 00 000000	ADAMS POST RETIRMENT	0.00	0.00	0.00	0.00	0.00	0.00	0.00
10E107 1101 8000 00 000000	JEFFERSON POST RETIRMENT	7,259.00	0.00	7,259.00	0.00	0.00	8,734.00	100.00
10E108 1101 8000 00 000000	LINCOLN POST RETIRMENT	7,713.00	0.00	7,712.30	0.70	0.00	0.00	99.99
10E109 1101 8000 00 000000	LONGFELLOW POST RETIREMENT	7,355.00	0.00	7,355.00	0.00	0.00	0.00	100.00
10E110 1101 8000 00 000000	WASHINGTON POST RETIRMENT	9,873.00	0.00	9,872.23	0.77	0.00	4,429.09	99.99
10E204 1102 1120 00 000000	JH SALARY	2,780,000.00	249,794.28	1,934,841.52	845,158.48	0.00	2,793,044.72	69.60
10E204 1102 1130 00 000000	JH TEACHER INCREMENT	40,000.00	1,805.06	14,116.16	25,883.84	0.00	19,639.44	35.29
10E204 1102 1200 00 000000	JH SUB TEACHER SALARY	50,000.00	4,800.00	34,261.25	15,738.75	0.00	34,450.00	68.52
10E204 1102 1300 00 000000	JH SALARY EXTRA	40,000.00	2,449.80	18,099.90	21,900.10	0.00	3,585.60	45.25
10E204 1102 2110 00 000000	JH TEACHER RETIREMENT	285,000.00	25,125.70	152,184.97	132,815.03	0.00	277,174.92	53.40
10E204 1102 2160 00 000000	TRS PAYMENT ADJUSTMENT	0.00	0.00	0.00	0.00	0.00	0.00	0.00
10E204 1102 2170 00 000000	JH TRS .58%	20,000.00	1,654.33	9,938.47	10,061.53	0.00	18,000.14	49.69

Account Number	Account Level Description Account Number	2021-22 Original Budget	February 2021-22 Monthly Activity	2021-22 FYTD Activity	2021-22 Available Funds	Encumbered Amount	2020-21 FY Activity	2021-22 FYTD %
10	EDUCATIONAL FUND							
10E204 1102 2220 00 000000	JH HEALTH INSURANCE	440,000.00	38,920.10	299,081.87	140,918.13	0.00	383,095.50	67.97
10E204 1102 2250 00 000000	JH TRS HEALTH INSURANCE	60,000.00	4,414.01	27,405.11	32,594.89	0.00	67,137.35	45.68
10E204 1102 3190 00 000000	JH PURCHASED SERVICES	5,000.00	0.00	842.21	4,157.79	0.00	4,065.25	16.84
10E204 1102 3230 00 000000	JH EQUIPMENT MAINTENANCE/US	1,000.00	0.00	87.50	787.50	125.00	252.70	8.75
10E204 1102 3320 00 000000	JH TRAVEL	5,000.00	2,130.18	5,469.70	-1,021.70	552.00	1,956.75	109.39
10E204 1102 3400 00 000000	JH COMMUNICATION/POSTAGE	4,000.00	486.51	1,638.53	2,361.47	0.00	2,946.04	40.96
10E204 1102 3600 00 000000	JH COPYING	6,000.00	639.74	5,287.83	72.43	0.00	6,941.02	88.13
10E204 1102 4100 00 000000	JH SUPPLIES	38,000.00	1,174.27	39,079.91	-15,114.04	13,831.97	19,553.07	102.84
10E204 1102 4100 00 000001	Donation/Student Council Su	0.00	0.00	0.00	-1,930.50	1,930.50	0.00	0.00
10E204 1102 4110 00 000000	JH RE-SALE ITEMS	8,000.00	0.00	0.00	8,000.00	0.00	7,155.00	0.00
10E204 1102 4130 00 000000	JH VOCAL MUSIC	5,000.00	185.46	3,069.52	-205.43	2,135.91	3,967.51	61.39
10E204 1102 4140 00 000000	JH INSTRUMENTAL MUSIC	9,000.00	1,536.65	3,702.78	5,266.92	30.30	5,582.15	41.14
10E204 1102 4200 00 000000	JH TEXTBOOKS	80,000.00	0.00	71,847.33	8,152.67	0.00	61,093.64	89.81
10E204 1102 5400 00 000000	JH CAPITAL OUTLAY	3,000.00	0.00	955.19	1,145.81	899.00	639.00	31.84
10E204 1102 5400 00 000001	JH CAPITAL OUTLAY 2500+	0.00	0.00	0.00	0.00	0.00	0.00	0.00
10E204 1102 5440 00 000000	JH CAPITAL OUTLAY MUSIC	11,000.00	9,475.30	9,475.30	1,524.70	0.00	11,551.75	86.14
10E204 1102 6400 00 000000	JH DUES/FEES	6,000.00	849.50	1,657.50	4,342.50	0.00	1,159.50	27.63
10E204 1102 8000 00 000000	JH POST RETIREMENT	11,359.00	0.00	11,359.00	0.00	0.00	40,665.66	100.00
10E105 1103 1120 00 000000	HS EXT TEACHER SALARY	205,000.00	17,075.44	135,311.80	69,688.20	0.00	193,065.12	66.01
10E303 1103 1120 00 000000	HS SALARY	3,992,000.00	328,524.76	2,586,349.48	1,405,650.52	0.00	3,873,751.25	64.79
10E303 1103 1130 00 000000	HS SALARY INCREMENT	90,000.00	7,794.92	60,295.18	29,704.82	0.00	87,522.70	66.99
10E303 1103 1130 00 000001	HS 3 CIRCLE AG GRANT SALARY	7,505.00	882.96	3,973.32	3,531.68	0.00	9,017.89	52.94
10E303 1103 1130 00 000002	LOCAL 3 CIRCLE AG GRANT SAL	10,000.00	537.64	8,039.61	1,960.39	0.00	7,627.38	80.40
10E303 1103 1150 00 000000	HS SALARY AIDE/EXTRA	0.00	0.00	0.00	0.00	0.00	0.00	0.00
10E105 1103 1200 00 000000	ADAMS SUB TEACHER	2,500.00	0.00	807.50	1,692.50	0.00	630.00	32.30
10E303 1103 1200 00 000000	HS SUB TEACHER	60,000.00	12,847.50	39,485.00	20,515.00	0.00	77,735.00	65.81
10E303 1103 1300 00 000000	HS SALARY EXTRA	25,000.00	3,561.60	20,022.30	4,977.70	0.00	2,475.00	80.09
10E105 1103 2110 00 000000	HS TRS 9.4% Adams	20,500.00	1,688.78	10,132.68	10,367.32	0.00	19,304.98	49.43
10E303 1103 2110 00 000000	HS TRS 9%	407,000.00	32,839.78	200,060.06	206,939.94	0.00	386,370.81	49.15
10E303 1103 2110 00 000001	HS 3 CIRCLE AG GRANT TRS 9%	950.00	87.32	392.94	557.06	0.00	898.34	41.36
10E303 1103 2110 00 000002	LOCAL 3 CIRCLE AG GRANT TRS	950.00	53.18	483.15	466.85	0.00	767.74	50.86
10E303 1103 2120 00 000000	HS IMRF	3,800.00	311.04	2,506.53	1,293.47	0.00	3,612.15	65.96
10E105 1103 2170 00 000000	HS TRS .58% Adams	1,400.00	109.32	660.05	739.95	0.00	1,253.05	47.15
10E303 1103 2170 00 000000	HS TRS .58%	27,000.00	2,201.19	13,040.88	13,959.12	0.00	25,366.00	48.30
10E303 1103 2170 00 000001	HS 3 CIRCLE AG GRANT .58%	60.00	5.66	25.47	34.53	0.00	58.10	42.45
10E303 1103 2170 00 000002	LOCAL 3 CIRCLE AG GR TRS .5	60.00	3.46	31.38	28.62	0.00	49.67	52.30
10E105 1103 2220 00 000000	HS EXT HEALTH INSURANCE	38,500.00	3,172.08	25,088.26	13,411.74	0.00	34,342.22	65.16
10E303 1103 2220 00 000000	HS HEALTH INSURANCE	600,000.00	51,490.57	403,341.86	196,658.14	0.00	540,118.00	67.22

Account Number	Account Level Description Account Number	2021-22 Original Budget	February 2021-22 Monthly Activity	2021-22 FYTD Activity	2021-22 Available Funds	Encumbered Amount	2020-21 FY Activity	2021-22 FYTD %
10	EDUCATIONAL FUND							
10E303 1103 2225 00 000002	LOCAL 3 CIRCLE AG GR TRS TH	0.00	0.00	0.00	0.00	0.00	0.00	0.00
10E105 1103 2250 00 000000	HS TRS Health ADAMS	4,700.00	294.60	1,772.34	2,927.66	0.00	4,638.67	37.71
10E303 1103 2250 00 000000	HS TRS HEALTH INSURANCE	80,000.00	5,815.99	36,144.69	43,855.31	0.00	92,873.55	45.18
10E303 1103 2250 00 000001	HS 3 CIRCLE AG GRANT TRS H.	170.00	15.24	68.58	101.42	0.00	225.96	40.34
10E303 1103 2250 00 000002	LOCAL 3 CIRCLE TRS HEALTH I	170.00	9.28	84.30	85.70	0.00	192.61	49.59
10E303 1103 3190 00 000000	HS PURCHASED SERVICES	60,000.00	4,250.00	41,871.18	17,528.82	600.00	36,839.23	69.79
10E303 1103 3190 00 000001	HS OTHER PURCHASED SERVICES	5,000.00	0.00	1,589.00	3,411.00	0.00	0.00	31.78
10E303 1103 3190 00 000002	HS TUITION	12,000.00	550.00	3,650.00	8,350.00	0.00	9,669.00	30.42
10E303 1103 3220 00 000000	HS CLEANING SERVICES	7,000.00	0.00	2,502.25	2,752.50	1,745.25	4,155.70	35.75
10E303 1103 3230 00 000000	HS EQUIP MAINT/USAGE	1,500.00	0.00	0.00	1,500.00	0.00	0.00	0.00
10E303 1103 3320 00 000000	HS TRAVEL	20,000.00	0.00	33,900.76	-15,961.88	2,061.12	1,248.77	169.50
10E303 1103 3400 00 000000	HS COMMUNICATION/POSTAGE	8,000.00	1,217.30	3,511.60	4,488.40	0.00	5,522.12	43.90
10E303 1103 3600 00 000000	HS COPIERS	12,000.00	638.82	6,916.78	4,444.40	0.00	9,413.43	57.64
10E303 1103 3630 00 000000	HS YEARBOOK	16,000.00	0.00	38,062.00	-22,062.00	0.00	2,400.00	237.89
10E000 1103 4100 00 000001	DIST. CLASS/OFF FURN	35,000.00	289.99	23,400.02	9,000.79	2,599.19	32,151.87	66.86
10E303 1103 4100 00 000000	HS SUPPLIES	110,000.00	7,066.25	72,285.75	1,147.21	35,626.86	85,795.01	65.71
10E303 1103 4100 00 000003	MHS DR DONATION SUPPLIES	20,000.00	0.00	5,554.55	14,297.58	147.87	25,687.00	27.77
10E303 1103 4100 00 000004	HS AG GRANT SUPPLIES	3,000.00	49.00	297.37	2,702.63	0.00	2,554.13	9.91
10E303 1103 4100 00 000005	HS SUPPLIESR	8,000.00	0.00	4,921.92	-1,917.02	4,995.10	6,193.96	61.52
10E303 1103 4110 00 000000	HS RE-SALE ITEMS	3,000.00	0.00	4,515.21	-1,515.21	0.00	1,930.50	150.51
10E303 1103 4130 00 000000	HS VOCAL MUSIC	4,000.00	475.18	3,211.18	608.88	179.94	7,689.82	80.28
10E303 1103 4130 00 000001	MADIGRAL EXPENSE	11,000.00	0.00	3,822.36	5,976.80	1,200.84	1,273.25	34.75
10E303 1103 4130 00 000002	SPRING MUSICAL EXPENSE	14,700.00	0.00	0.00	10,815.00	0.00	700.00	0.00
10E303 1103 4140 00 000000	HS INSTRUMENTAL MUSIC	18,000.00	10.99	5,508.65	8,347.68	4,143.67	7,475.60	30.60
10E303 1103 4141 00 000000	BAND UNIFORMS	0.00	0.00	0.00	0.00	0.00	0.00	0.00
10E303 1103 4200 00 000000	HS TEXTBOOKS	45,000.00	427.80	19,575.96	25,424.04	0.00	3,810.45	43.50
10E303 1103 5400 00 000000	HS CAPITAL OUTLAY	10,000.00	0.00	1,328.00	8,672.00	0.00	1,368.00	13.28
10E303 1103 5400 00 000004	HS AG GRANT CAPITAL OUTLAY	800.00	0.00	1,635.19	-835.19	0.00	646.93	204.40
10E303 1103 5440 00 000000	HS MUSIC CAPITAL OUTLAY	21,000.00	0.00	1,395.45	14,402.05	5,202.50	1,495.00	6.65
10E303 1103 5440 00 000001	HS MUSIC DONATION EQUIP	0.00	0.00	0.00	0.00	0.00	0.00	0.00
10E303 1103 6400 00 000000	HS DUES/FEES	7,000.00	0.00	668.00	6,272.00	60.00	950.38	9.54
10E303 1103 8000 00 000000	HS POST RETIREMENT	6,825.00	0.00	6,825.00	0.00	0.00	7,157.66	100.00
10E000 1200 3140 12 000000	WCSED - STIPENDS	0.00	0.00	0.00	0.00	0.00	0.00	0.00
10E902 1250 1120 30 000000	TITLE I SALARY	630,000.00	0.00	10,684.12	619,315.88	0.00	0.00	1.70
10E902 1250 1120 30 105000	ADAMS TITLE I SALARY	0.00	5,356.13	28,657.43	-28,657.43	0.00	8,466.84	0.00
10E902 1250 1120 30 107000	JEFFERSON TITLE I SALARY	0.00	8,805.07	49,351.07	-49,351.07	0.00	14,883.76	0.00
10E902 1250 1120 30 108000	LINCOLN TITLE I SALARY	0.00	9,592.99	58,496.83	-58,496.83	0.00	25,845.92	0.00
10E902 1250 1120 30 109000	LONGFELLOW TITLE I SALARY	0.00	8,070.35	44,942.75	-44,942.75	0.00	26,614.08	0.00

Account Number	Account Level Description Account Number	2021-22 Original Budget	February 2021-22 Monthly Activity	2021-22 FYTD Activity	2021-22 Available Funds	Encumbered Amount	2020-21 FY Activity	2021-22 FYTD %
10	EDUCATIONAL FUND							
10E902 1250 1120 30 110000	WASHINGTON TITLE I SALARY	0.00	18,521.55	107,649.95	-107,649.95	0.00	23,528.56	0.00
10E930 1250 1120 30 000000	TITLE I: SAL, TEACHER	74,572.00	0.00	1,053.88	73,518.12	0.00	25,604.04	1.41
10E930 1250 1120 30 105000	ADAMS TITLE I SALARY	0.00	0.00	8,748.12	-8,748.12	0.00	43,740.60	0.00
10E930 1250 1120 30 107000	JEFFERSON TITLE I SALARY	0.00	0.00	15,546.24	-15,546.24	0.00	77,731.20	0.00
10E930 1250 1120 30 108000	LINCOLN TITLE I SALARY	0.00	0.00	11,291.60	-11,291.60	0.00	137,486.24	0.00
10E930 1250 1120 30 109000	LONGFELLOW TITLE I SALARY	0.00	0.00	14,113.52	-14,113.52	0.00	70,567.60	0.00
10E930 1250 1120 30 110000	WASHINGTON TITLE I SALARY	0.00	0.00	24,872.24	-24,872.24	0.00	205,746.16	0.00
10E935 1250 1120 00 000004	TITLE SIP JH SALARY	8,000.00	0.00	0.00	8,000.00	0.00	0.00	0.00
10E935 1250 1120 00 000005	TITLE SIP AD SALARY	2,000.00	0.00	0.00	2,000.00	0.00	0.00	0.00
10E960 1250 1120 30 000000	Esser II Salary	294,000.00	21,392.37	128,935.62	165,064.38	0.00	0.00	43.86
10E936 1250 1130 00 000004	Title SIP MJHS Stipend	0.00	0.00	0.00	0.00	0.00	30.00	0.00
10E936 1250 1130 00 000005	Title SIP Adams Stipend	0.00	0.00	0.00	0.00	0.00	0.00	0.00
10E965 1250 1130 30 000000	ESSER III CERT SALARY	150,000.00	4,692.64	28,709.79	121,290.21	0.00	0.00	19.14
10E965 1250 1150 30 000000	ESSER III SALARIES	100,000.00	0.00	0.00	100,000.00	0.00	0.00	0.00
10E940 1250 1190 30 000000	Esser Grant Salary	0.00	0.00	0.00	0.00	0.00	829.80	0.00
10E960 1250 1200 30 000000		0.00	0.00	0.00	0.00	0.00	0.00	0.00
10E965 1250 1200 30 000000		0.00	0.00	0.00	0.00	0.00	0.00	0.00
10E930 1250 1300 30 000000	TITLE I SUMMER SCHOOL	219,000.00	0.00	218,426.25	573.75	0.00	0.00	99.74
10E902 1250 2100 30 000000	TITLE I FEDERAL TRS	72,000.00	0.00	1,210.49	70,789.51	0.00	0.00	1.68
10E902 1250 2100 30 105000	AD TITLE I TRS	0.00	606.84	3,246.84	-3,246.84	0.00	0.00	0.00
10E902 1250 2100 30 107000	JE TITLE I TRS	0.00	997.60	5,591.40	-5,591.40	0.00	0.00	0.00
10E902 1250 2100 30 108000	LI TITILE I TRS	0.00	1,086.86	6,627.54	-6,627.54	0.00	0.00	0.00
10E902 1250 2100 30 109000	LO TITILE I TRS	0.00	914.36	5,091.96	-5,091.96	0.00	0.00	0.00
10E902 1250 2100 30 110000	WA TITLE I TRS	0.00	2,098.44	12,196.44	-12,196.44	0.00	0.00	0.00
10E930 1250 2100 30 000000	TITLE I: TRS BRD 10.5	37,100.00	0.00	37,018.36	81.64	0.00	2,928.97	99.78
10E930 1250 2100 30 105000	AD TITLE I TRS	0.00	0.00	0.00	0.00	0.00	5,003.80	0.00
10E930 1250 2100 30 107000	JE TITLE I TRS	0.00	0.00	0.00	0.00	0.00	8,892.01	0.00
10E930 1250 2100 30 108000	LI TITLE I TRS	0.00	0.00	0.00	0.00	0.00	15,727.79	0.00
10E930 1250 2100 30 109000	LO TITILE I TRS	0.00	-0.02	-0.12	0.12	0.00	8,072.41	0.00
10E930 1250 2100 30 110000	WA TITLE I TRS	0.00	0.00	0.00	0.00	0.00	23,536.47	0.00
10E935 1250 2100 00 000004	TITLE SIP FED TRS	907.00	0.00	0.00	907.00	0.00	0.00	0.00
10E935 1250 2100 00 000005	TITLE SIP FED TRS	227.00	0.00	0.00	227.00	0.00	0.00	0.00
10E960 1250 2100 30 000000		0.00	2,408.39	14,587.22	-14,587.22	0.00	0.00	0.00
10E965 1250 2100 30 000000	ESSER III FED TRS	17,000.00	531.67	3,246.00	13,754.00	0.00	0.00	19.09
10E902 1250 2110 30 000000	TITLE I 9% TRS	62,500.00	0.00	1,056.66	61,443.34	0.00	0.00	1.69
10E902 1250 2110 30 105000	AD TITLE I TRS	0.00	529.73	2,834.27	-2,834.27	0.00	0.00	0.00
10E902 1250 2110 30 107000	JE TITLE I TRS	0.00	870.85	4,880.99	-4,880.99	0.00	0.00	0.00
10E902 1250 2110 30 108000	LI TITLE I TRS	0.00	948.77	5,785.47	-5,785.47	0.00	0.00	0.00

Account Number	Account Level Description Account Number	2021-22 Original Budget	February 2021-22 Monthly Activity	2021-22 FYTD Activity	2021-22 Available Funds	Encumbered Amount	2020-21 FY Activity	2021-22 FYTD %
10	EDUCATIONAL FUND							
10E902 1250 2110 30 109000	LO TITLE I TRS	0.00	798.17	4,444.91	-4,444.91	0.00	0.00	0.00
10E902 1250 2110 30 110000	WA TITLE I TRS	0.00	1,831.80	10,646.71	-10,646.71	0.00	0.00	0.00
10E930 1250 2110 30 000000	TITLE I: TRS BRD 9.8901%	21,550.00	0.00	21,653.39	-103.39	0.00	2,532.27	100.48
10E930 1250 2110 30 105000	AD TITLE I TRS	0.00	0.00	0.00	0.00	0.00	5,191.19	0.00
10E930 1250 2110 30 107000	JE TITLE I TRS	0.00	0.00	0.00	0.00	0.00	9,225.32	0.00
10E930 1250 2110 30 108000	LI TITLE I TRS	0.00	0.00	0.00	0.00	0.00	14,714.31	0.00
10E930 1250 2110 30 109000	LO TITLE I TRS	0.00	0.00	0.00	0.00	0.00	8,375.04	0.00
10E930 1250 2110 30 110000	WA TITLE I TRS	0.00	0.00	0.00	0.00	0.00	22,808.21	0.00
10E935 1250 2110 00 000004	TITLE SIP TRS	792.00	0.00	0.00	792.00	0.00	0.00	0.00
10E935 1250 2110 00 000005	TITLE SIP TRS	198.00	0.00	0.00	198.00	0.00	0.00	0.00
10E960 1250 2110 30 000000		0.00	2,115.71	12,564.89	-12,564.89	0.00	0.00	0.00
10E965 1250 2110 30 000000	ESSER III TRS	15,000.00	464.10	2,839.40	12,160.60	0.00	0.00	18.93
10E902 1250 2120 30 000000	TITLE I IMRF	0.00	0.00	0.00	0.00	0.00	0.00	0.00
10E940 1250 2120 30 000000	Esser Grant-IMRF-Employee	0.00	0.00	0.00	0.00	0.00	0.00	0.00
10E965 1250 2120 30 000000	ESSER III IMRF	5,000.00	0.00	0.00	5,000.00	0.00	0.00	0.00
10E940 1250 2140 30 000000	Esser Grant Medicare	0.00	0.00	0.00	0.00	0.00	0.00	0.00
10E902 1250 2170 30 000000	TITLE I .58% TRS	4,100.00	0.00	68.40	4,031.60	0.00	0.00	1.67
10E902 1250 2170 30 105000	AD TITLE I .58% TRS	0.00	34.29	183.46	-183.46	0.00	0.00	0.00
10E902 1250 2170 30 107000	JE TITLE I .58% TRS	0.00	56.37	315.94	-315.94	0.00	0.00	0.00
10E902 1250 2170 30 108000	LI TITLE I .58% TRS	0.00	61.41	374.47	-374.47	0.00	0.00	0.00
10E902 1250 2170 30 109000	LO TITLE I .58% TRS	0.00	51.67	287.74	-287.74	0.00	0.00	0.00
10E902 1250 2170 30 110000	WA TITLE I .58% TRS	0.00	118.57	689.16	-689.16	0.00	0.00	0.00
10E930 1250 2170 30 000000	TITLE I: TRS .58%	1,399.00	0.00	1,404.77	-5.77	0.00	163.92	100.41
10E930 1250 2170 30 105000	AD TITLE I .58% TRS	0.00	0.00	0.00	0.00	0.00	335.98	0.00
10E930 1250 2170 30 107000	JE TITLE I .58% TRS	0.00	0.00	0.00	0.00	0.00	597.09	0.00
10E930 1250 2170 30 108000	LI TITLE I .58% TRS	0.00	0.00	0.00	0.00	0.00	952.53	0.00
10E930 1250 2170 30 109000	LO TITLE I .58% TRS	0.00	-0.02	-0.12	0.12	0.00	541.93	0.00
10E930 1250 2170 30 110000	WA TITLE I .58% TRS	0.00	0.00	0.00	0.00	0.00	1,476.41	0.00
10E935 1250 2170 00 000004	TITLE SIP TRS .58%	51.00	0.00	0.00	51.00	0.00	0.00	0.00
10E935 1250 2170 00 000005	TITLE SIP TRS .58%	13.00	0.00	0.00	13.00	0.00	0.00	0.00
10E936 1250 2170 00 000004		0.00	0.00	0.00	0.00	0.00	0.17	0.00
10E960 1250 2170 30 000000		0.00	136.97	824.38	-824.38	0.00	0.00	0.00
10E965 1250 2170 30 000000	ESSER III TRS .58%	960.00	30.04	183.77	776.23	0.00	0.00	19.14
10E940 1250 2203 30 000000	Esser Grant Health insuranc	0.00	0.00	0.00	0.00	0.00	0.00	0.00
10E902 1250 2220 30 000000	TITLE I HEALTH INSURANCE	90,000.00	0.00	0.00	90,000.00	0.00	0.00	0.00
10E902 1250 2220 30 105000	AD TITLE I HEALTH INS	0.00	657.76	3,946.56	-3,946.56	0.00	1,141.56	0.00
10E902 1250 2220 30 107000	JE TITLE I HEALTH INS	0.00	343.08	2,058.48	-2,058.48	0.00	583.58	0.00
10E902 1250 2220 30 108000	LI TITLE I HEALTH INS	0.00	2,588.26	15,529.56	-15,529.56	0.00	3,780.44	0.00

Account Number	Account Level Description Account Number	2021-22 Original Budget	February 2021-22 Monthly Activity	2021-22 FYTD Activity	2021-22 Available Funds	Encumbered Amount	2020-21 FY Activity	2021-22 FYTD %
10	EDUCATIONAL FUND							
10E902 1250 2220 30 109000	LO TITLE I HEALTH INS	0.00	2,588.26	15,529.56	-15,529.56	0.00	7,002.52	0.00
10E902 1250 2220 30 110000	WA TITLE I HEALTH INS	0.00	2,726.34	16,358.04	-16,358.04	0.00	1,725.12	0.00
10E930 1250 2220 30 000000	TITLE I: HEALTH INSURANC	16,158.00	0.00	0.00	16,158.00	0.00	0.00	0.00
10E930 1250 2220 30 105000	AD TITLE I HEALTH INS	0.00	0.00	1,255.72	-1,255.72	0.00	5,979.60	0.00
10E930 1250 2220 30 107000	JE TITLE I HEALTH INS	0.00	0.00	650.88	-650.88	0.00	3,078.00	0.00
10E930 1250 2220 30 108000	LI TITLE I HEALTH INS	0.00	0.00	2,902.80	-2,902.80	0.00	19,204.44	0.00
10E930 1250 2220 30 109000	LO TITLE I HEALTH INS	0.00	-0.02	4,941.04	-4,941.04	0.00	23,529.20	0.00
10E930 1250 2220 30 110000	WA TITLE I HEALTH INS	0.00	0.00	1,906.60	-1,906.60	0.00	16,590.60	0.00
10E940 1250 2220 30 000000	Esser Grant Health Insuranc	0.00	0.00	0.00	0.00	0.00	0.00	0.00
10E960 1250 2220 30 000000		0.00	2,942.28	18,870.46	-18,870.46	0.00	0.00	0.00
10E965 1250 2220 30 000000		0.00	1,725.50	10,353.00	-10,353.00	0.00	0.00	0.00
10E902 1250 2250 30 000000	TITLE I TRS HEALTH	11,000.00	0.00	184.34	10,815.66	0.00	0.00	1.68
10E902 1250 2250 30 105000	AD TITLE I TRS HEALTH	0.00	92.40	494.37	-494.37	0.00	-20.26	0.00
10E902 1250 2250 30 107000	JE TITLE I TRS HEALTH	0.00	151.92	851.49	-851.49	0.00	-46.37	0.00
10E902 1250 2250 30 108000	LI TITLE I TRS HEALTH	0.00	165.52	1,009.31	-1,009.31	0.00	204.50	0.00
10E902 1250 2250 30 109000	LO TITLE I TRS HEALTH	0.00	139.26	775.53	-775.53	0.00	15.12	0.00
10E902 1250 2250 30 110000	WA TITLE I TRS HEALTH	0.00	319.53	1,857.20	-1,857.20	0.00	186.16	0.00
10E930 1250 2250 30 000000	TITLE I: HEALTH INS .5%	3,800.00	0.00	3,780.99	19.01	0.00	551.46	99.50
10E930 1250 2250 30 105000	AD TITLE I TRS HEALTH	0.00	0.00	0.00	0.00	0.00	1,154.69	0.00
10E930 1250 2250 30 107000	JE TITLE I TRS HEALTH	0.00	0.00	0.00	0.00	0.00	2,214.10	0.00
10E930 1250 2250 30 108000	LI TITLE I TRS HEALTH	0.00	0.00	0.00	0.00	0.00	3,528.69	0.00
10E930 1250 2250 30 109000	LO TITLE I TRS HEALTH	0.00	-0.06	-0.36	0.36	0.00	2,013.28	0.00
10E930 1250 2250 30 110000	WA TITLE I TRS HEALTH	0.00	0.00	0.00	0.00	0.00	5,474.23	0.00
10E935 1250 2250 00 000004	TITLE SIP TRS THIS	139.00	0.00	0.00	139.00	0.00	0.00	0.00
10E935 1250 2250 00 000005	TITLE SIP TRS THIS	35.00	0.00	0.00	35.00	0.00	0.00	0.00
10E936 1250 2250 00 000004	JH TITLE SIP TRS HEALTH	0.00	0.00	0.00	0.00	0.00	0.25	0.00
10E960 1250 2250 30 000000		0.00	369.09	2,204.59	-2,204.59	0.00	0.00	0.00
10E965 1250 2250 30 000000	ESSER III TRS THIS	2,600.00	80.96	495.33	2,104.67	0.00	0.00	19.05
10E902 1250 3190 30 105000	ADAMS TITLE I PURCHASE SERV	0.00	0.00	0.00	0.00	0.00	0.00	0.00
10E902 1250 3190 30 107000	JEFFERSON TITLE I PURCHASE	0.00	0.00	0.00	0.00	0.00	0.00	0.00
10E902 1250 3190 30 108000	LINCOLN TITLE I PURCHASE SE	0.00	0.00	0.00	0.00	0.00	2,030.82	0.00
10E902 1250 3190 30 109000	LONFELLOW TITLE I PURCHASE	0.00	0.00	0.00	0.00	0.00	0.00	0.00
10E902 1250 3190 30 110000	WASHINGTO TITLE I PURCHASE	0.00	0.00	0.00	0.00	0.00	0.00	0.00
10E930 1250 3190 30 000000	Title I Contractual Service	0.00	0.00	3,220.00	-3,220.00	0.00	0.00	0.00
10E930 1250 3190 30 105000	Title 1 Contractual Service	0.00	0.00	0.00	0.00	0.00	1,600.00	0.00
10E930 1250 3190 30 107000	Title 1 Contractual Service	0.00	0.00	0.00	0.00	0.00	5,000.00	0.00
10E930 1250 3190 30 108000	Title 1 Contractual Service	0.00	0.00	0.00	0.00	0.00	7,000.00	0.00
10E930 1250 3190 30 109000	Title 1 Contractual Serv	0.00	0.00	0.00	0.00	0.00	5,680.00	0.00

Account Number	Account Level Description Account Number	2021-22 Original Budget	February 2021-22 Monthly Activity	2021-22 FYTD Activity	2021-22 Available Funds	Encumbered Amount	2020-21 FY Activity	2021-22 FYTD %
10	EDUCATIONAL FUND							
10E930 1250 3190 30 110000	Title 1 Contractual Service	0.00	0.00	0.00	0.00	0.00	2,000.00	0.00
10E935 1250 3190 00 000004		5,000.00	0.00	5,000.00	0.00	0.00	0.00	100.00
10E935 1250 3190 00 000005		625.00	0.00	625.00	0.00	0.00	0.00	100.00
10E936 1250 3190 00 000004	Title SIP MJHS Purchase Ser	0.00	0.00	0.00	0.00	0.00	0.00	0.00
10E936 1250 3190 00 000005	Title SIP Adams Purchase Se	0.00	0.00	0.00	0.00	0.00	0.00	0.00
10E940 1250 3190 30 000000	ESSER GRANT PURCHASED SERVI	0.00	0.00	0.00	0.00	0.00	177,446.40	0.00
10E951 1250 3190 00 000000	DIGITAL EQUITY GRANT: PUR S	0.00	0.00	0.00	0.00	0.00	26,349.00	0.00
10E952 1250 3190 00 000000	DIGITAL EQUITY-PURCHASE SER	0.00	0.00	1,979.45	-1,979.45	0.00	0.00	0.00
10E960 1250 3190 30 000000	ESSER II PURCHASE SERVICES	511,074.00	0.00	93,767.00	417,307.00	0.00	11,760.00	18.35
10E965 1250 3190 30 000000	ESSER III: PURCHASE SERVICE	255,136.00	0.00	272,518.50	-17,407.50	25.00	0.00	106.81
10E902 1250 4100 30 000000	TITLE I SUPPLIES	150,000.00	0.00	18.00	149,982.00	0.00	0.00	0.01
10E902 1250 4100 30 105000	ADAMS TITLE I SUPPLIES	0.00	0.00	0.00	0.00	0.00	7,944.34	0.00
10E902 1250 4100 30 107000	JEFFERSON TITLE I SUPPLIES	0.00	0.00	208.93	-303.56	94.63	8,582.50	0.00
10E902 1250 4100 30 108000	LINCOLN TITLE I SUPPLIES	0.00	0.00	0.00	0.00	0.00	18,148.86	0.00
10E902 1250 4100 30 109000	LONGFELLOW TITLE I SUPPLIES	0.00	0.00	0.00	0.00	0.00	9,448.76	0.00
10E902 1250 4100 30 110000	WASHINGTON TITLE I SUPPLIES	0.00	0.00	335.30	-335.30	0.00	11,271.84	0.00
10E930 1250 4100 30 000000	TITLE I: INSTRUCTIONAL MATE	105,212.00	1,620.00	1,770.00	101,567.00	1,875.00	119,070.00	1.68
10E930 1250 4100 30 105000	AD TITLE I SUPPLIES	0.00	0.00	6,752.87	-6,752.87	0.00	14,864.77	0.00
10E930 1250 4100 30 107000	JE TITLE I SUPPLIES	0.00	0.00	17,163.90	-17,164.90	1.00	25,161.35	0.00
10E930 1250 4100 30 108000	LI TITLE I SUPPLIES	0.00	0.00	30,801.11	-30,801.11	0.00	52,384.85	0.00
10E930 1250 4100 30 109000	LO TITLE I SUPPLIES	0.00	0.00	21,482.01	-21,482.01	0.00	26,043.98	0.00
10E930 1250 4100 30 110000	WA TITLE I SUPPLIES	0.00	0.00	30,378.22	-30,378.22	0.00	22,041.08	0.00
10E935 1250 4100 00 000004	JH TITLE I 1003A SUPPLIES	18,189.00	142.35	12,377.55	5,811.45	0.00	21,601.22	68.05
10E935 1250 4100 00 000005	AD TITLE I 1003A SUPPLIES	20,432.00	0.00	7,513.25	12,918.75	0.00	18,900.00	36.77
10E935 1250 4100 00 000007	JE TITLE I 1003A SUPPLIES	0.00	0.00	0.00	0.00	0.00	0.00	0.00
10E936 1250 4100 00 000004	JH TITLE I SIP SUPPLIES	0.00	0.00	0.00	0.00	0.00	0.00	0.00
10E936 1250 4100 00 000005	Title SIP Adams Supplies	0.00	0.00	0.00	0.00	0.00	0.00	0.00
10E940 1250 4100 30 000000	ESSER GRANT SUPPLIES	17,266.00	0.00	14,827.50	-416.65	2,855.15	514,256.27	85.88
10E951 1250 4100 00 000000	DIGITAL EQUITY GRANT: SUPPL	0.00	0.00	0.00	0.00	0.00	219,170.00	0.00
10E952 1250 4100 00 000000	DIGITAL EQUITY-SUPPLIES	0.00	0.00	38,445.00	-38,445.00	0.00	0.00	0.00
10E960 1250 4100 30 000000		418,788.00	-1,178.11	61,582.62	345,692.37	11,513.01	72,862.06	14.70
10E965 1250 4100 30 000000	ESSER III: SUPPLIES	200,000.00	1,628.40	109,602.64	88,354.06	2,043.30	84,035.63	54.80
10E902 1250 5400 30 105000	ADAMS TITLE I CAP OUTLAY	0.00	0.00	0.00	0.00	0.00	0.00	0.00
10E902 1250 5400 30 107000	JEFFERSON TITLE I CAP OUTLA	0.00	0.00	0.00	0.00	0.00	0.00	0.00
10E902 1250 5400 30 108000	LINCOLN TITLE I CAP OUTLAY	0.00	0.00	0.00	0.00	0.00	0.00	0.00
10E902 1250 5400 30 109000	LONGFELLOW TITLE I CAP OUTL	0.00	0.00	0.00	0.00	0.00	0.00	0.00
10E902 1250 5400 30 110000	WASHINGTON TITLE I CAP OUTL	0.00	0.00	0.00	0.00	0.00	0.00	0.00
10E935 1250 5400 00 000004	JH TITLE I 1003A CAPITAL OU	0.00	0.00	0.00	0.00	0.00	0.00	0.00

Account Number	Account Level Description Account Number	2021-22 Original Budget	February 2021-22 Monthly Activity	2021-22 FYTD Activity	2021-22 Available Funds	Encumbered Amount	2020-21 FY Activity	2021-22 FYTD %
10	EDUCATIONAL FUND							
10E935 1250 5400 00 000005	AD TITLE I 1003A CAPITAL OU	0.00	0.00	0.00	0.00	0.00	0.00	0.00
10E935 1250 5400 00 000007	JE TITLE I 1003A CAPITAL OU	0.00	0.00	0.00	0.00	0.00	0.00	0.00
10E940 1250 5400 30 000000	ESSER GRANT CAPTIAL OUTLAY	0.00	0.00	0.00	0.00	0.00	0.00	0.00
10E952 1250 5400 00 000000	DIGITAL EQUITY-CAPITAL OUTL	0.00	0.00	166,010.00	-166,010.00	0.00	0.00	0.00
10E965 1250 5400 30 000000	ESSER III: CAPTIAL OUTLAY	120,000.00	-45,150.17	53,112.42	66,887.58	0.00	0.00	44.26
10E000 1251 4100 00 000000	McKinney Vento Supplies	1,500.00	0.00	5,359.22	-4,408.26	549.04	0.00	357.28
10E000 1400 1250 20 000000	VOC: SALARY, STUDENTS	45,000.00	5,034.00	32,336.75	12,663.25	0.00	42,935.50	71.86
10E000 1400 3190 20 000000	VOC: PURCHASED SERV	10,000.00	-577.80	4,405.86	4,998.24	595.90	6,549.08	44.06
10E000 1400 4100 20 000000	VOC: SUPPLIES	0.00	0.00	465.89	-465.89	0.00	0.00	0.00
10E000 1401 1120 21 000000	WCRVS: SPEC NDS SALARY	2,000.00	0.00	0.00	2,000.00	0.00	0.00	0.00
10E000 1401 1210 21 000000	WCRVS: STIPENDS, TUTORS	0.00	0.00	0.00	0.00	0.00	0.00	0.00
10E000 1401 2110 21 000000	WCRVS: SPC ND TRS 9.8901	0.00	0.00	0.00	0.00	0.00	0.00	0.00
10E000 1401 2170 21 000000	WCRVS: TRS .58%	0.00	0.00	0.00	0.00	0.00	0.00	0.00
10E000 1401 2250 21 000000	WCRVS: SPEC ND HLTH .5%	0.00	0.00	0.00	0.00	0.00	0.00	0.00
10E000 1401 4100 21 000000	WCRVS: SUPPLIES - TO BE REI	0.00	0.00	0.00	0.00	0.00	0.00	0.00
10E000 1401 5400 21 000000	WCRVS CAPITAL OUTLAY	0.00	0.00	0.00	0.00	0.00	0.00	0.00
10E000 1446 4100 00 000001	BLDG TRADES - SADDLE LANE	0.00	0.00	0.00	0.00	0.00	0.00	0.00
10E000 1446 4100 00 000002	Bldg Trades - BRIDLE LANE	0.00	0.00	0.00	0.00	0.00	2,801.92	0.00
10E000 1446 4100 00 000003	Bldg Trades-Old Creal Sprin	120,000.00	20,711.83	48,246.33	71,430.57	323.10	30,787.75	40.21
10E000 1500 1120 00 000000	ATHLETIC SALARY	20,000.00	817.26	6,501.72	13,498.28	0.00	9,191.96	32.51
10E204 1500 1120 20 000000	JH BOYS BASKETBALL SALARY	7,500.00	693.36	5,109.88	2,390.12	0.00	7,182.40	68.13
10E204 1500 1120 21 000000	JH BASEBALL SALARY	5,200.00	502.36	3,846.60	1,353.40	0.00	4,969.24	73.97
10E204 1500 1120 22 000000	JH SOFTBALL SALARY	7,000.00	273.82	4,645.48	2,354.52	0.00	4,780.00	66.36
10E204 1500 1120 23 000000	JH VOLLEYBALL SALARY	5,000.00	1,540.82	3,340.86	1,659.14	0.00	4,729.90	66.82
10E204 1500 1120 24 000000	JH CHEERLEADING SALARY	3,000.00	462.26	2,773.56	226.44	0.00	2,711.12	92.45
10E204 1500 1120 25 000000	JH DANCE/POM SALARY	6,500.00	308.16	2,401.12	4,098.88	0.00	5,998.82	36.94
10E204 1500 1120 26 000000	JH BOYS TRACK SALARY	5,100.00	489.84	3,746.44	1,353.56	0.00	4,819.00	73.46
10E204 1500 1120 27 000000	JH CROSS COUNTRY SALARY	5,500.00	539.28	4,139.36	1,360.64	0.00	5,137.96	75.26
10E204 1500 1120 40 000000	JH GIRLS BASKETBALL SALARY	8,000.00	1,463.78	6,998.60	1,001.40	0.00	7,868.72	87.48
10E204 1500 1120 41 000000	JH GIRLS TRACK SALARY	6,000.00	0.00	355.56	5,644.44	0.00	5,379.28	5.93
10E204 1500 1120 42 000000	JH CROSS COUNTRY SALARY	0.00	0.00	0.00	0.00	0.00	0.00	0.00
10E303 1500 1120 01 000000	HS FOOTBALL SALARY	33,000.00	2,528.18	28,614.03	4,385.97	0.00	29,782.94	86.71
10E303 1500 1120 02 000000	HS BOYS CROSS COUNTRY SALAR	4,800.00	0.00	769.76	4,030.24	0.00	4,594.40	16.04
10E303 1500 1120 03 000000	HS BOYS TENNIS SALARY	4,800.00	389.38	3,097.68	1,702.32	0.00	4,544.24	64.54
10E303 1500 1120 04 000000	HS BOYS SOCCER SALARY	8,100.00	0.00	7,973.80	126.20	0.00	7,794.44	98.44
10E303 1500 1120 05 000000	HS BOYS TRACK SALARY	15,000.00	0.00	1,351.24	13,648.76	0.00	12,255.82	9.01
10E303 1500 1120 06 000000	HS WRESTLING SALARY	8,000.00	1,993.42	8,792.64	-792.64	0.00	6,975.41	109.91
10E303 1500 1120 07 000000	HS BASEBALL SALARY	12,000.00	335.76	2,671.36	9,328.64	0.00	9,697.44	22.26

Account Number	Account Level Description Account Number	2021-22 Original Budget	February 2021-22 Monthly Activity	2021-22 FYTD Activity	2021-22 Available Funds	Encumbered Amount	2020-21 FY Activity	2021-22 FYTD %
10	EDUCATIONAL FUND							
10E303 1500 1120 08 000000	HS SOFTBALL SALARY	10,000.00	752.90	4,570.20	5,429.80	0.00	9,889.89	45.70
10E303 1500 1120 09 000000	HS FISHING SALARY	3,200.00	231.12	1,838.56	1,361.44	0.00	3,008.92	57.46
10E303 1500 1120 10 000000	HS BOWLING SALARY	3,000.00	252.12	1,260.60	1,739.40	0.00	2,711.12	42.02
10E303 1500 1120 11 000000	HS VOLLEYBALL SALARY	14,000.00	327.42	13,656.42	343.58	0.00	13,615.92	97.55
10E303 1500 1120 12 000000	HS BOYS GOLF SALARY	5,000.00	397.70	3,164.28	1,835.72	0.00	4,644.32	63.29
10E303 1500 1120 13 000000	HS CHEERLEADER SALARY	9,000.00	1,309.72	7,858.32	1,141.68	0.00	7,681.44	87.31
10E303 1500 1120 14 000000	HS DANCE/POM SALARY	4,900.00	684.02	4,890.52	9.48	0.00	4,694.24	99.81
10E303 1500 1120 15 000000	HS BOYS BASKETBALL SALARY	25,000.00	2,338.84	15,665.60	9,334.40	0.00	22,885.16	62.66
10E303 1500 1120 31 000000	HS GIRLS BASKETBALL SALARY	16,000.00	2,291.98	9,822.76	6,177.24	0.00	7,681.44	61.39
10E303 1500 1120 32 000000	HS GIRLS CROSS COUNTRY SALA	4,900.00	397.70	6,245.96	-1,345.96	0.00	4,644.32	127.47
10E303 1500 1120 33 000000	HS GIRLS TRACK SALARY	15,000.00	625.96	3,686.96	11,313.04	0.00	13,936.04	24.58
10E303 1500 1120 34 000000	HS GIRLS BASKETBALL SALARY	5,000.00	385.20	3,064.28	1,935.72	0.00	4,494.32	61.29
10E303 1500 1120 35 000000	HS GIRLS TENNIS SALARY	4,800.00	393.54	3,131.00	1,669.00	0.00	4,594.40	65.23
10E303 1500 1120 36 000000	HS GIRLS SOCCER SALARY	9,000.00	0.00	0.00	9,000.00	0.00	7,794.42	0.00
10E000 1500 1150 00 000000	ATHLETIC SEC	26,000.00	2,151.34	17,296.88	8,703.12	0.00	24,171.42	66.53
10E000 1500 1150 00 000001	Athletic Workers Salary	30,000.00	4,235.00	25,335.00	4,665.00	0.00	14,177.50	84.45
10E204 1500 2100 20 000000		0.00	43.64	261.84	-261.84	0.00	0.00	0.00
10E303 1500 2100 06 000000		0.00	0.00	0.00	0.00	0.00	93.68	0.00
10E000 1500 2110 00 000000	ATHL: TRS 9%	1,800.00	80.82	484.92	1,315.08	0.00	948.45	26.94
10E000 1500 2110 00 000001	ATHL: TRS 9%	1,400.00	170.12	709.14	690.86	0.00	448.01	50.65
10E204 1500 2110 20 000000	JH BOYS BASKETBALL TRS 9%	1,000.00	68.58	411.48	588.52	0.00	563.53	41.15
10E204 1500 2110 21 000000	JH BOYS BASEBALL TRS 9%	600.00	49.68	322.08	277.92	0.00	446.14	53.68
10E204 1500 2110 22 000000	JH SOFTBALL TRS 9%	300.00	27.08	162.48	137.52	0.00	273.11	54.16
10E204 1500 2110 23 000000	JH VOLLEYBALL TRS 9%	400.00	26.67	160.07	239.93	0.00	311.33	40.02
10E204 1500 2110 24 000000	JH CHEERLEADING TRS 9%	300.00	0.00	0.00	300.00	0.00	0.00	0.00
10E204 1500 2110 25 000000	JH DANCE/POM TRS 9%	500.00	0.00	0.00	500.00	0.00	327.61	0.00
10E204 1500 2110 26 000000	JH BOYS TRACK TRS 9%	600.00	48.46	290.76	309.24	0.00	511.68	48.46
10E204 1500 2110 27 000000	JH BOYS CROSS COUNTRY TRS 9	700.00	53.32	319.92	380.08	0.00	597.46	45.70
10E204 1500 2110 40 000000	JH GIRLS BASKETBALL TRS 9%	1,000.00	30.48	182.88	817.12	0.00	312.75	18.29
10E204 1500 2110 41 000000	JH GIRLS TRACK TRS 9%	500.00	0.00	0.00	500.00	0.00	210.97	0.00
10E204 1500 2110 42 000000	JH GIRLS CROSS COUNTRY TRS	0.00	0.00	0.00	0.00	0.00	0.00	0.00
10E303 1500 2110 01 000000	FOOTBALL TRS 9%	2,300.00	142.92	857.50	1,442.50	0.00	1,351.70	37.28
10E303 1500 2110 02 000000	HS BOYS CROSS COUNTRY TRS 9	500.00	0.00	0.00	500.00	0.00	456.73	0.00
10E303 1500 2110 03 000000	HS BOYS TENNIS TRS 9%	500.00	38.51	231.01	268.99	0.00	451.90	46.20
10E303 1500 2110 05 000000	HS BOYS TRACK TRS 9%	1,000.00	0.00	-0.05	1,000.05	0.00	802.04	-0.01
10E303 1500 2110 06 000000		200.00	0.00	0.00	200.00	0.00	161.99	0.00
10E303 1500 2110 07 000000	HS BASEBALL TRS 9%	1,000.00	33.20	199.21	800.79	0.00	389.77	19.92
10E303 1500 2110 08 000000	HS SOFTBALL TRS 9%	1,000.00	74.46	352.50	647.50	0.00	791.41	35.25

Account Number	Account Level Description Account Number	2021-22 Original Budget	February 2021-22 Monthly Activity	2021-22 FYTD Activity	2021-22 Available Funds	Encumbered Amount	2020-21 FY Activity	2021-22 FYTD %
10	EDUCATIONAL FUND							
10E303 1500 2110 09 000000	HS FISHING TRS 9%	300.00	22.86	137.16	162.84	0.00	268.09	45.72
10E303 1500 2110 10 000000		0.00	24.94	124.70	-124.70	0.00	0.00	0.00
10E303 1500 2110 11 000000	HS VOLLEYBALL TRS 9%	1,100.00	32.38	194.28	905.72	0.00	1,033.26	17.66
10E303 1500 2110 12 000000	HS BOYS GOLF TRS 9%	550.00	39.34	236.04	313.96	0.00	461.75	42.92
10E303 1500 2110 13 000000	CHEERLEADER TRS 9%	300.00	0.00	0.00	300.00	0.00	0.00	0.00
10E303 1500 2110 14 000000	HS DANCE/POM PON TRS 9%	550.00	67.64	405.84	144.16	0.00	466.58	73.79
10E303 1500 2110 15 000000	HS BOYS BASKETBALL TRS 9%	1,350.00	149.54	897.24	452.76	0.00	1,161.85	66.46
10E303 1500 2110 31 000000	HS GIRLS BASKETBALL TRS 9%	1,100.00	32.38	194.28	905.72	0.00	0.00	17.66
10E303 1500 2110 32 000000	HS GIRLS CROSS COUNTRY TRS	600.00	39.34	236.02	363.98	0.00	461.75	39.34
10E303 1500 2110 33 000000	HS GIRLS TRACK TRS 9%	900.00	61.90	234.30	665.70	0.00	781.95	26.03
10E303 1500 2110 34 000000	HS GIRLS GOLF TRS 9%	550.00	38.10	228.60	321.40	0.00	446.88	41.56
10E303 1500 2110 35 000000	HS GIRLS TENNIS TRS 9%	500.00	38.93	233.62	266.38	0.00	456.73	46.72
10E303 1500 2110 36 000000	HS GIRLS SOCCER TRS 9%	100.00	0.00	0.00	100.00	0.00	0.00	0.00
10E000 1500 2120 00 000000	ATHL: IMRF	6,500.00	101.38	815.07	5,684.93	0.00	1,139.04	12.54
10E000 1500 2120 00 000001	ATHL: IMRF	500.00	43.11	242.67	257.33	0.00	189.99	48.53
10E303 1500 2120 01 000000	FOOTBALL IMRF	200.00	51.04	375.74	-175.74	0.00	161.17	187.87
10E303 1500 2120 06 000000	HS WRESTLING IMRF	100.00	0.00	0.00	100.00	0.00	0.00	0.00
10E303 1500 2120 15 000000	HS BOYS BASKETBALL IMRF	200.00	15.82	125.88	74.12	0.00	184.40	62.94
10E303 1500 2120 31 000000	HS GIRLS BASKETBALL IMRF	200.00	46.28	185.12	14.88	0.00	180.96	92.56
10E303 1500 2120 32 000000		0.00	0.00	145.20	-145.20	0.00	0.00	0.00
10E303 1500 2120 33 000000	HS GIRLS TRACK IMRF	300.00	0.00	0.00	300.00	0.00	271.44	0.00
10E000 1500 2170 00 000000	ATHL: TRS .58%	150.00	5.22	31.32	118.68	0.00	61.23	20.88
10E000 1500 2170 00 000001	ATHL: TRS .58%	100.00	11.01	45.94	54.06	0.00	29.55	45.94
10E204 1500 2170 20 000000	JH BOYS BASKETBALL TRS .58%	50.00	4.44	26.63	23.37	0.00	36.48	53.26
10E204 1500 2170 21 000000	JH BASEBALL TRS .58%	50.00	3.22	20.88	29.12	0.00	29.02	41.76
10E204 1500 2170 22 000000	JH SOFTBALL TRS .58%	50.00	1.74	10.44	39.56	0.00	17.74	20.88
10E204 1500 2170 23 000000	JH VOLLEYBALL TRS .58%	50.00	1.74	10.44	39.56	0.00	20.29	20.88
10E204 1500 2170 24 000000	JH CHEERLEADING TRS .58%	50.00	0.00	0.00	50.00	0.00	15.76	0.00
10E204 1500 2170 25 000000	JH DANCE/POM PON TRS .58%	50.00	0.00	0.00	50.00	0.00	21.14	0.00
10E204 1500 2170 26 000000	JH BOYS TRACK TRS .58%	50.00	3.16	18.96	31.04	0.00	33.30	37.92
10E204 1500 2170 27 000000	JH BOYS CROSS COUNTRY TRS .	50.00	3.44	20.64	29.36	0.00	38.72	41.28
10E204 1500 2170 40 000000	JH GIRLS BASKETBALL TRS .58	100.00	1.98	11.88	88.12	0.00	20.20	11.88
10E204 1500 2170 41 000000	JH GIRLS TRACK TRS .58%	50.00	0.00	0.00	50.00	0.00	13.67	0.00
10E204 1500 2170 42 000000	JH GIRLS CR COUNTRY TRS .58	0.00	0.00	0.00	0.00	0.00	0.00	0.00
10E303 1500 2170 01 000000	HS FOOTBALL TRS .58%	200.00	9.26	55.55	144.45	0.00	87.58	27.78
10E303 1500 2170 02 000000	HS BOYS CROSS COUNTRY TRS .	50.00	0.00	0.00	50.00	0.00	29.53	0.00
10E303 1500 2170 03 000000	HS BOYS TENNIS TRS .58%	50.00	2.50	15.00	35.00	0.00	29.27	30.00
10E303 1500 2170 05 000000	HS BOYS TRACK TRS .58%	100.00	0.00	-0.01	100.01	0.00	51.97	-0.01

Account Number	Account Level Description Account Number	2021-22 Original Budget	February 2021-22 Monthly Activity	2021-22 FYTD Activity	2021-22 Available Funds	Encumbered Amount	2020-21 FY Activity	2021-22 FYTD %
10	EDUCATIONAL FUND							
10E303 1500 2170 06 000000	HS WRESTLING TRS .58%	50.00	2.42	9.69	40.31	0.00	10.48	19.38
10E303 1500 2170 07 000000	HS BASEBALL TRS .58%	100.00	2.14	12.86	87.14	0.00	25.21	12.86
10E303 1500 2170 08 000000	HS SOFTBALL TRS .58%	100.00	4.82	22.85	77.15	0.00	51.22	22.85
10E303 1500 2170 09 000000	HS FISHING TRS .58%	50.00	1.48	8.88	41.12	0.00	17.29	17.76
10E303 1500 2170 10 000000		0.00	1.62	8.10	-8.10	0.00	0.00	0.00
10E303 1500 2170 11 000000	HS VOLLEYBALL TRS .58%	100.00	2.10	12.60	87.40	0.00	66.85	12.60
10E303 1500 2170 12 000000	HS BOYS GOLF TRS .58%	50.00	2.54	15.24	34.76	0.00	29.79	30.48
10E303 1500 2170 13 000000	CHEERLEADING TRS .58%	50.00	0.00	0.00	50.00	0.00	0.00	0.00
10E303 1500 2170 14 000000	HS DANCE/POM TRS .58%	50.00	4.38	26.28	23.72	0.00	30.23	52.56
10E303 1500 2170 15 000000	HS BOYS BASKETBALL TRS .58%	100.00	9.68	58.08	41.92	0.00	75.13	58.08
10E303 1500 2170 31 000000	HS GIRLS BASKETBALL TRS .58	100.00	2.10	12.60	87.40	0.00	0.00	12.60
10E303 1500 2170 32 000000	HS GIRLS CROSS COUNTRY TRS	50.00	2.54	15.26	34.74	0.00	29.97	30.52
10E303 1500 2170 33 000000	HS GIRLS TRACK TRS .58%	100.00	4.00	15.12	84.88	0.00	50.63	15.12
10E303 1500 2170 34 000000	HS GIRLS GOLF TRS .58%	50.00	2.46	14.76	35.24	0.00	29.01	29.52
10E303 1500 2170 35 000000	HS GIRLS TENNIS TRS .58%	50.00	2.52	15.11	34.89	0.00	29.53	30.22
10E303 1500 2170 36 000000	HS GIRLS SOCCER TRS .58%	50.00	0.00	0.00	50.00	0.00	0.00	0.00
10E000 1500 2250 00 000000	ATHL: HEALTH INS .5% CON	400.00	14.08	84.48	315.52	0.00	237.05	21.12
10E000 1500 2250 00 000001	ATHL: HEAL.INS. .5%	300.00	29.67	123.71	176.29	0.00	108.27	41.24
10E204 1500 2250 20 000000	JH BOYS BASKETBALL TRS HEAL	150.00	11.96	71.76	78.24	0.00	141.89	47.84
10E204 1500 2250 21 000000	JH BASEBALL TRS HEALTH INS	150.00	8.66	56.14	93.86	0.00	109.70	37.43
10E204 1500 2250 22 000000	JH SOFTBALL TRS HEALTH INS	100.00	4.72	28.32	71.68	0.00	69.04	28.32
10E204 1500 2250 23 000000	JH VOLLEYBALL TRS HEALTH IN	100.00	4.64	27.84	72.16	0.00	74.69	27.84
10E204 1500 2250 24 000000	JH CHEERLEADING TRS HEALTH	100.00	0.00	0.00	100.00	0.00	24.96	0.00
10E204 1500 2250 25 000000	JH DANCE/POM PON TRS HEALTH	100.00	0.00	0.00	100.00	0.00	82.88	0.00
10E204 1500 2250 26 000000	JH BOYS TRACK TRS HEALTH IN	150.00	8.44	50.64	99.36	0.00	126.18	33.76
10E204 1500 2250 27 000000	JH BOYS CROSS COUNTRY TRS H	200.00	9.32	55.92	144.08	0.00	143.34	27.96
10E204 1500 2250 40 000000	JH GIRLS BASKETBALL TRS HEA	200.00	5.31	31.91	168.09	0.00	83.96	15.96
10E204 1500 2250 41 000000	JH GIRLS TRACK TRS HEALTH I	150.00	0.00	0.00	150.00	0.00	53.30	0.00
10E204 1500 2250 42 000000	JH GIRLS CR CO TRS HEALTH I	0.00	0.00	0.00	0.00	0.00	0.00	0.00
10E303 1500 2250 01 000000	HS FOOTBALL TRS HEALTH INS	550.00	24.92	149.52	400.48	0.00	341.67	27.19
10E303 1500 2250 02 000000	HS BOYS CROSS COUNTRY TRS H	150.00	0.00	0.00	150.00	0.00	115.57	0.00
10E303 1500 2250 03 000000	HS BOYS TENNIS TRS HEALTH I	150.00	6.72	40.32	109.68	0.00	114.30	26.88
10E303 1500 2250 05 000000	HS BOYS TRACK TRS HEALTH IN	250.00	0.00	-0.03	250.03	0.00	202.84	-0.01
10E303 1500 2250 06 000000		50.00	2.80	11.20	38.80	0.00	38.89	22.40
10E303 1500 2250 07 000000	HS BASEBALL TRS HEALTH INS	250.00	5.80	34.77	215.23	0.00	96.18	13.91
10E303 1500 2250 08 000000	HS SOFTBALL TRS HEALTH INS	250.00	12.98	61.51	188.49	0.00	197.63	24.60
10E303 1500 2250 09 000000	HS FISHING TRS HEALTH	100.00	3.99	23.89	76.11	0.00	69.71	23.89
10E303 1500 2250 10 000000		0.00	4.34	21.70	-21.70	0.00	0.00	0.00

Account Number	Account Level Description Account Number	2021-22 Original Budget	February 2021-22 Monthly Activity	2021-22 FYTD Activity	2021-22 Available Funds	Encumbered Amount	2020-21 FY Activity	2021-22 FYTD %
10	EDUCATIONAL FUND							
10E303 1500 2250 11 000000	HS VOLLEYBALL TRS HEATLH IN	300.00	5.64	33.84	266.16	0.00	255.67	11.28
10E303 1500 2250 12 000000	HS BOYS GOLF TRS HEALTH INS	200.00	6.86	41.16	158.84	0.00	116.80	20.58
10E303 1500 2250 13 000000	CHEERLEADING TRS HEALTH INS	100.00	0.00	0.00	100.00	0.00	0.00	0.00
10E303 1500 2250 14 000000	HS DANCE/POM TRS HEALTH INS	150.00	11.80	70.80	79.20	0.00	117.91	47.20
10E303 1500 2250 15 000000	HS BOYS BASKETBALL TRS HEAL	400.00	26.06	156.37	243.63	0.00	282.33	39.09
10E303 1500 2250 31 000000	HS GIRLS BASKETBALL TRS HEA	250.00	5.64	33.84	216.16	0.00	0.00	13.54
10E303 1500 2250 32 000000	HS GIRLS CC TRS HEALTH INS	150.00	6.86	41.16	108.84	0.00	116.84	27.44
10E303 1500 2250 33 000000	HS GIRLS TRACK TRS HEALTH I	250.00	10.80	40.86	209.14	0.00	200.23	16.34
10E303 1500 2250 34 000000	HS GIRLS GOLF TRS HEALTH IN	150.00	6.64	39.84	110.16	0.00	113.05	26.56
10E303 1500 2250 35 000000	HS GIRLS TENNIS TRS HEALTH	150.00	6.78	40.68	109.32	0.00	115.58	27.12
10E303 1500 2250 36 000000	HS GIRLS SOCCER TRS HEATLH	50.00	0.00	0.00	50.00	0.00	0.00	0.00
10E303 1500 3120 00 000000	IHSA - CONTRACTUAL	15,000.00	0.00	3,659.50	11,340.50	0.00	0.00	24.40
10E303 1500 3120 01 000000	IHSA FOOTBALL CONTRACTUAL	500.00	0.00	0.00	500.00	0.00	0.00	0.00
10E303 1500 3120 04 000000	IHSA HS BOYS SOCCER CONTRAC	1,000.00	0.00	0.00	1,000.00	0.00	0.00	0.00
10E303 1500 3120 10 000000	IHSA BOWLING CONTRACTUAL	0.00	0.00	0.00	0.00	0.00	0.00	0.00
10E000 1500 3190 00 000000	ATHLETIC PURCHASED SERVICES	20,000.00	0.00	6,858.35	13,141.65	0.00	16,445.00	34.29
10E000 1500 3190 03 000000	HS BOYS TENNIS OFFICIALS	0.00	0.00	0.00	0.00	0.00	0.00	0.00
10E000 1500 3190 04 000000	HS BOYS SOCCER OFFICIALS	2,300.00	0.00	2,370.00	-70.00	0.00	1,395.00	103.04
10E000 1500 3190 05 000000	HS BOYS TRACK OFFICIALS	500.00	0.00	0.00	500.00	0.00	275.00	0.00
10E000 1500 3190 06 000000	WRESTLING OFFICIALS	1,800.00	70.00	1,370.00	430.00	0.00	900.00	76.11
10E000 1500 3190 07 000000	BASEBALL OFFICIALS	3,800.00	0.00	0.00	3,800.00	0.00	2,469.00	0.00
10E000 1500 3190 08 000000	SOFTBALL OFFICIALS	3,200.00	0.00	0.00	3,200.00	0.00	2,329.50	0.00
10E000 1500 3190 11 000000	VOLLEYBALL OFFICIALS	3,000.00	0.00	1,670.00	1,330.00	0.00	1,175.00	55.67
10E000 1500 3190 15 000000	HS BOYS BASKEBALL OFFICIALS	6,000.00	475.00	5,775.00	225.00	0.00	2,755.00	96.25
10E000 1500 3190 20 000000	JH BOYS BASKETBALL OFFICIAL	2,000.00	1,264.98	2,314.97	-314.97	0.00	570.00	115.75
10E000 1500 3190 21 000000	JH BASEBALL OFFICIALS	1,400.00	0.00	1,535.50	-135.50	0.00	1,194.87	109.68
10E000 1500 3190 22 000000	JH SOFTBALL OFFICIALS	1,800.00	0.00	1,690.00	110.00	0.00	820.00	93.89
10E000 1500 3190 23 000000	JH VOLLEYBALL OFFICIALS	800.00	100.00	600.00	200.00	0.00	180.00	75.00
10E000 1500 3190 26 000000	JH BOYS TRACK OFFICIALS	700.00	0.00	0.00	700.00	0.00	360.00	0.00
10E000 1500 3190 27 000000	JH BOYS CROSS COUNTRY OFFIC	200.00	0.00	0.00	200.00	0.00	0.00	0.00
10E000 1500 3190 31 000000	HS GIRLS BASKETBALL OFFICIA	5,000.00	1,095.00	3,320.00	1,680.00	0.00	1,675.00	66.40
10E000 1500 3190 32 000000	HS GIRLS CROSS COUNTRY OFFI	100.00	0.00	0.00	100.00	0.00	25.00	0.00
10E000 1500 3190 33 000000	HS GIRLS TRACK OFFICIALS	300.00	0.00	0.00	300.00	0.00	0.00	0.00
10E000 1500 3190 36 000000	HS GIRLS SOCCER OFFICIALS	3,000.00	0.00	0.00	3,000.00	0.00	1,461.00	0.00
10E000 1500 3190 40 000000	JH GIRLS BASKETBALL OFFICIA	1,500.00	660.00	1,334.70	165.30	0.00	795.00	88.98
10E000 1500 3190 41 000000	JH GIRLS TRACK OFFICIALS	0.00	0.00	0.00	0.00	0.00	0.00	0.00
10E303 1500 3190 01 000000	HS FOOTBALL OFFICIALS	3,500.00	0.00	3,495.00	5.00	0.00	1,905.00	99.86
10E303 1500 3190 02 000000	HS BOYS CROSS COUNTRY OFFIC	300.00	0.00	75.00	225.00	0.00	175.00	25.00

Account Number	Account Level Description Account Number	2021-22 Original Budget	February 2021-22 Monthly Activity	2021-22 FYTD Activity	2021-22 Available Funds	Encumbered Amount	2020-21 FY Activity	2021-22 FYTD %
10	EDUCATIONAL FUND							
10E000 1500 3230 00 000000	ATHL: REPAIR OF EQUIP	5,000.00	0.00	3,292.50	892.00	815.50	1,560.00	65.85
10E000 1500 3230 01 000000	FOOTBALL REPAIR OF EQUIP	6,000.00	0.00	0.00	6,000.00	0.00	5,120.95	0.00
10E000 1500 3320 00 000000	ATHL: TRAVEL	2,000.00	212.80	598.00	1,402.00	0.00	0.00	29.90
10E000 1500 3320 01 000000	FOOTBALL TRAVEL	1,000.00	0.00	190.82	809.18	0.00	0.00	19.08
10E000 1500 3320 02 000000	HS BOYS CROSS COUNTRY TRAVE	1,200.00	0.00	2,297.07	-1,097.07	0.00	0.00	191.42
10E000 1500 3320 03 000000	HS BOYS TENNIS TRAVEL	1,000.00	0.00	0.00	1,000.00	0.00	0.00	0.00
10E000 1500 3320 04 000000	HS BOYS SOCCER TRAVEL	0.00	0.00	0.00	0.00	0.00	0.00	0.00
10E000 1500 3320 05 000000	HS BOYS TRACK TRAVEL	500.00	0.00	-100.00	600.00	0.00	200.00	-20.00
10E000 1500 3320 06 000000	WRESTLING TRAVEL	6,000.00	276.72	1,037.29	4,175.41	282.04	50.00	17.29
10E000 1500 3320 10 000000	BOWLING TRAVEL	600.00	133.27	133.27	211.11	255.62	0.00	22.21
10E000 1500 3320 11 000000	VOLLEYBALL TRAVEL	0.00	0.00	0.00	0.00	0.00	0.00	0.00
10E000 1500 3320 12 000000	HS BOYS GOLF TRAVEL	1,000.00	0.00	291.18	708.82	0.00	0.00	29.12
10E000 1500 3320 14 000000	DANCE/POM PON TRAVEL	1,000.00	2,042.88	2,342.88	-1,342.88	0.00	0.00	234.29
10E000 1500 3320 15 000000	HS BOYS BASKETBALL TRAVEL	500.00	-531.18	917.56	-417.56	0.00	0.00	183.51
10E000 1500 3320 20 000000	JH BOYS BASKETBALL TRAVEL	0.00	0.00	0.00	0.00	0.00	0.00	0.00
10E000 1500 3320 23 000000	JH VOLLEYBALL TRAVEL	0.00	0.00	0.00	0.00	0.00	0.00	0.00
10E000 1500 3320 24 000000	JH CHEERLEADING TRAVEL	100.00	0.00	0.00	100.00	0.00	0.00	0.00
10E000 1500 3320 25 000000	JH DANCE/POM PON TRAVEL	0.00	0.00	0.00	0.00	0.00	0.00	0.00
10E000 1500 3320 27 000000	JH BOYS CROSS COUNTRY TRAVE	0.00	0.00	0.00	0.00	0.00	0.00	0.00
10E000 1500 3320 31 000000	HS GIRLS BASKETBALL TRAVEL	0.00	0.00	0.00	0.00	0.00	0.00	0.00
10E000 1500 3320 32 000000	HS GIRLS CROSS COUNTRY TRAV	300.00	0.00	40.00	260.00	0.00	97.60	13.33
10E000 1500 3320 33 000000	HS GIRLS TRACK TRAVEL	500.00	0.00	0.00	500.00	0.00	113.00	0.00
10E000 1500 3320 34 000000	HS GIRLS GOLF TRAVEL	4,000.00	973.80	4,233.13	-233.13	0.00	84.37	105.83
10E000 1500 3320 35 000000	HS GIRLS TENNIS TRAVEL	2,000.00	0.00	998.03	1,001.97	0.00	301.71	49.90
10E000 1500 3320 36 000000	HS GIRLS SOCCER TRAVEL	0.00	0.00	0.00	0.00	0.00	0.00	0.00
10E000 1500 3600 00 000000	ATHL: PRINTING	1,000.00	0.00	1,178.95	-178.95	0.00	143.00	117.90
10E000 1500 3600 01 000000	FOOTBALL PRINTING	3,000.00	0.00	2,341.20	658.80	0.00	85.00	78.04
10E000 1500 4100 00 000000	ATHL: SUPPLIES	13,000.00	460.00	7,173.92	5,826.08	0.00	3,492.86	55.18
10E000 1500 4100 01 000000	FOOTBALL SUPPLIES	15,000.00	0.00	9,384.52	5,615.48	0.00	10,014.65	62.56
10E000 1500 4100 02 000000	HS BOYS CROSS COUNTRY SUPPL	1,000.00	0.00	0.00	1,000.00	0.00	754.40	0.00
10E000 1500 4100 03 000000	HS BOYS TENNIS SUPPLIES	1,000.00	0.00	1,155.00	-155.00	0.00	185.22	115.50
10E000 1500 4100 04 000000	HS BOYS SOCCER SUPPLIES	4,000.00	0.00	3,954.50	45.50	0.00	1,615.43	98.86
10E000 1500 4100 05 000000	HS BOYS TRACK SUPPLIES	2,500.00	1,974.00	2,005.50	494.50	0.00	588.85	80.22
10E000 1500 4100 06 000000	WRESTLING SUPPLIES	2,000.00	250.00	1,162.54	837.46	0.00	2,990.00	58.13
10E000 1500 4100 07 000000	BASEBALL SUPPLIES	4,000.00	1,861.59	3,886.59	-1,591.59	1,705.00	1,536.05	97.16
10E000 1500 4100 08 000000	SOFTBALL SUPPLIES	3,000.00	0.00	302.00	1,498.00	1,200.00	1,242.15	10.07
10E000 1500 4100 09 000000	FISHING SUPPLIES	100.00	0.00	0.00	100.00	0.00	0.00	0.00
10E000 1500 4100 10 000000	BOWLING SUPPLIES	100.00	0.00	1,317.48	-1,217.48	0.00	0.00	1,317.48

Account Number	Account Level Description Account Number	2021-22 Original Budget	February 2021-22 Monthly Activity	2021-22 FYTD Activity	2021-22 Available Funds	Encumbered Amount	2020-21 FY Activity	2021-22 FYTD %
10	EDUCATIONAL FUND							
10E000 1500 4100 11 000000	VOLLEYBALL SUPPLIES	4,000.00	0.00	503.90	3,496.10	0.00	3,900.00	12.60
10E000 1500 4100 12 000000	HS BOYS GOLF SUPPLIES	1,000.00	0.00	0.00	1,000.00	0.00	939.39	0.00
10E000 1500 4100 13 000000	CHEERLEADING SUPPLIES	3,000.00	0.00	575.00	2,425.00	0.00	3,050.00	19.17
10E000 1500 4100 14 000000	DANCE/POM PON SUPPLIES	2,500.00	0.00	499.50	2,000.50	0.00	2,185.15	19.98
10E000 1500 4100 15 000000	HS BOYS BASKETBALL SUPPLIES	5,000.00	0.00	3,725.00	610.00	665.00	1,548.25	74.50
10E000 1500 4100 20 000000	JH BOYS BASKETBALL SUPPLIES	2,000.00	0.00	3,240.00	-1,240.00	0.00	275.00	162.00
10E000 1500 4100 21 000000	JH BASEBALL SUPPLIES	2,000.00	0.00	2,320.06	-320.06	0.00	1,591.14	116.00
10E000 1500 4100 22 000000	JH SOFTBALL SUPPLIES	2,000.00	0.00	1,500.72	499.28	0.00	2,414.79	75.04
10E000 1500 4100 23 000000	JH VOLLEYBALL SUPPLIES	500.00	0.00	1,280.00	-780.00	0.00	0.00	256.00
10E000 1500 4100 24 000000	JH CHEERLEADING SUPPLIES	100.00	0.00	0.00	100.00	0.00	0.00	0.00
10E000 1500 4100 25 000000	JH DANCE/POM PON SUPPLIES	1,500.00	0.00	1,985.01	-485.01	0.00	247.49	132.33
10E000 1500 4100 26 000000	JH BOYS TRACK SUPPLIES	1,000.00	936.00	1,184.40	-184.40	0.00	0.00	118.44
10E000 1500 4100 27 000000	JH BOYS CROSS COUNTRY SUPPL	200.00	0.00	0.00	200.00	0.00	179.86	0.00
10E000 1500 4100 31 000000	HS GIRLS BASKETBALL SUPPLIE	4,000.00	0.00	6,342.51	-2,342.51	0.00	4,500.00	158.56
10E000 1500 4100 32 000000	HS GIRLS CROSS COUNTRY SUPP	1,000.00	0.00	250.00	750.00	0.00	525.00	25.00
10E000 1500 4100 33 000000	HS GIRLS TRACK SUPPLIES	2,500.00	0.00	835.00	509.25	1,155.75	832.82	33.40
10E000 1500 4100 34 000000	HS GIRLS GOLF SUPPLIES	1,000.00	0.00	943.35	56.65	0.00	613.50	94.34
10E000 1500 4100 35 000000	HS GIRLS TENNIS SUPPLIES	1,000.00	0.00	874.57	125.43	0.00	0.00	87.46
10E000 1500 4100 36 000000	HS GIRLS SOCCER SUPPLIES	3,000.00	0.00	0.00	1,350.50	1,649.50	4,577.00	0.00
10E000 1500 4100 40 000000	JH GIRLS BASKETBALL SUPPLIE	1,000.00	0.00	640.00	360.00	0.00	579.00	64.00
10E000 1500 4100 41 000000	JH GIRLS TRACK SUPPLIES	1,500.00	1,232.13	1,232.13	267.87	0.00	0.00	82.14
10E000 1500 4100 42 000000	JH GIRLS CROSS COUNTRY SUPP	0.00	0.00	0.00	0.00	0.00	0.00	0.00
10E000 1500 4110 00 000000	ATHL: AWARDS	9,500.00	724.25	724.25	8,775.75	0.00	9,387.95	7.62
10E000 1500 4110 01 000000	FOOTBALL AWARDS	400.00	0.00	240.00	160.00	0.00	388.55	60.00
10E000 1500 4110 02 000000	HS BOYS CROSS COUNTRY AWARD	200.00	0.00	154.00	46.00	0.00	107.75	77.00
10E000 1500 4110 03 000000	HS BOYS TENNIS AWARDS	200.00	0.00	56.00	144.00	0.00	187.65	28.00
10E000 1500 4110 04 000000	HS BOYS SOCCER AWARDS	200.00	0.00	106.00	94.00	0.00	197.80	53.00
10E000 1500 4110 05 000000	HS BOYS TRACK AWARDS	200.00	0.00	56.00	144.00	0.00	33.75	28.00
10E000 1500 4110 06 000000	WRESTLING AWARDS	200.00	48.00	132.00	68.00	0.00	49.50	66.00
10E000 1500 4110 07 000000	BASEBALL AWARDS	200.00	0.00	0.00	200.00	0.00	117.25	0.00
10E000 1500 4110 08 000000	SOFTBALL AWARDS	150.00	0.00	84.00	66.00	0.00	36.00	56.00
10E000 1500 4110 09 000000	FISHING AWARDS	100.00	0.00	56.00	44.00	0.00	35.25	56.00
10E000 1500 4110 10 000000	BOWLING AWARDS	100.00	168.00	168.00	-68.00	0.00	70.00	168.00
10E000 1500 4110 11 000000	VOLLEYBALL AWARDS	250.00	70.00	106.00	144.00	0.00	224.65	42.40
10E000 1500 4110 12 000000	HS BOYS GOLF AWARDS	100.00	14.00	74.00	26.00	0.00	41.00	74.00
10E000 1500 4110 13 000000	CHEERLEADING AWARDS	250.00	0.00	48.00	202.00	0.00	190.59	19.20
10E000 1500 4110 14 000000	DANCE/POM PON AWARDS	200.00	0.00	36.00	164.00	0.00	94.60	18.00
10E000 1500 4110 15 000000	HS BOYS BASKETBALL AWARDS	200.00	173.00	188.00	12.00	0.00	155.40	94.00

Account Number	Account Level Description Account Number	2021-22 Original Budget	February 2021-22 Monthly Activity	2021-22 FYTD Activity	2021-22 Available Funds	Encumbered Amount	2020-21 FY Activity	2021-22 FYTD %
10	EDUCATIONAL FUND							
10E000 1500 4110 20 000000	JH BOYS BASKETBALL AWARDS	200.00	0.00	0.00	200.00	0.00	0.00	0.00
10E000 1500 4110 21 000000	JH BASEBALL AWARDS	200.00	0.00	189.24	10.76	0.00	166.34	94.62
10E000 1500 4110 22 000000	JH SOFTBALL AWARDS	200.00	66.00	66.00	134.00	0.00	55.00	33.00
10E000 1500 4110 23 000000	JH VOLLEYBALL AAWARDS	200.00	0.00	0.00	200.00	0.00	55.00	0.00
10E000 1500 4110 24 000000	JH CHEERLEADING AWARDS	200.00	0.00	0.00	200.00	0.00	116.40	0.00
10E000 1500 4110 25 000000	JH DANCE/POM PON AWARDS	300.00	0.00	0.00	300.00	0.00	280.54	0.00
10E000 1500 4110 26 000000	JH BOYS TRACK AWARDS	700.00	0.00	0.00	700.00	0.00	0.00	0.00
10E000 1500 4110 27 000000	JH BOYS CROSS COUNTRY AWARD	600.00	180.00	463.85	136.15	0.00	578.50	77.31
10E000 1500 4110 31 000000	HS GIRLS BASKETBALL AWARDS	100.00	0.00	0.00	100.00	0.00	93.25	0.00
10E000 1500 4110 32 000000	HS GIRLS CROSS COUNTRY AWAR	100.00	28.00	38.50	61.50	0.00	66.25	38.50
10E000 1500 4110 33 000000	HS GIRLS TRACK AWARDS	150.00	0.00	70.00	80.00	0.00	33.75	46.67
10E000 1500 4110 34 000000	HS GIRLS GOLF AWARDS	200.00	0.00	246.00	-46.00	0.00	97.00	123.00
10E000 1500 4110 35 000000	HS GIRLS TENNIS AWARDS	300.00	0.00	90.00	210.00	0.00	267.90	30.00
10E000 1500 4110 36 000000	HS GIRLS SOCCER AWARDS	250.00	0.00	70.00	180.00	0.00	199.55	28.00
10E000 1500 4110 37 000000	HS COLOR GUARD AWARDS	0.00	0.00	0.00	0.00	0.00	0.00	0.00
10E000 1500 4110 40 000000	JH GIRLS BASKETBALL AWARDS	200.00	55.00	55.00	145.00	0.00	116.40	27.50
10E000 1500 4110 42 000000	JH GIRLS CROSS COUNTRY AWAR	300.00	0.00	0.00	300.00	0.00	0.00	0.00
10E000 1500 4120 01 000000	FOOTBALL MEALS	1,000.00	0.00	1,088.10	-88.10	0.00	0.00	108.81
10E000 1500 4120 02 000000	HS BOYS CROSS COUNTRY MEALS	1,000.00	0.00	1,650.00	-650.00	0.00	0.00	165.00
10E000 1500 4120 03 000000	HS BOYS TENNIS MEALS	1,000.00	0.00	0.00	1,000.00	0.00	0.00	0.00
10E000 1500 4120 04 000000	HS BOYS SOCCER MEALS	500.00	0.00	330.74	169.26	0.00	260.00	66.15
10E000 1500 4120 05 000000	HS BOYS TRACK AWARDS/MEALS	1,500.00	0.00	-245.00	1,745.00	0.00	1,479.86	-16.33
10E000 1500 4120 06 000000	WRESTLING AWARDS/MEALS	3,200.00	93.00	1,062.00	2,138.00	0.00	-338.00	33.19
10E000 1500 4120 07 000000	BASEBALL AWARDS/MEALS	200.00	0.00	0.00	200.00	0.00	0.00	0.00
10E000 1500 4120 08 000000	SOFTBALL AWARDS/MEALS	200.00	0.00	130.00	70.00	0.00	145.00	65.00
10E000 1500 4120 09 000000	FISHING AWARDS/MEALS	100.00	0.00	0.00	100.00	0.00	0.00	0.00
10E000 1500 4120 10 000000	BOWLING AWARDS/MEALS	200.00	340.73	340.73	-140.73	0.00	0.00	170.37
10E000 1500 4120 11 000000	VOLLEYBALL AWARDS/MEALS	400.00	0.00	0.00	400.00	0.00	155.00	0.00
10E000 1500 4120 12 000000	HS BOYS GOLF AWARDS/MEALS	400.00	0.00	282.11	117.89	0.00	175.00	70.53
10E000 1500 4120 13 000000	CHEERLEADING AWARDS/MEALS	200.00	0.00	138.54	61.46	0.00	140.00	69.27
10E000 1500 4120 14 000000	DANCE/POM PON AWARDS/MEALS	400.00	1,456.00	1,456.00	-1,056.00	0.00	125.00	364.00
10E000 1500 4120 15 000000	HS BOYS BASKETBALL AWARDS/M	300.00	0.00	728.00	-428.00	0.00	148.65	242.67
10E000 1500 4120 20 000000	JH BOYS BASKETBALL AWARDS/M	250.00	0.00	0.00	250.00	0.00	165.00	0.00
10E000 1500 4120 21 000000	JH BASEBALL AWARDS/MEALS	0.00	0.00	0.00	0.00	0.00	0.00	0.00
10E000 1500 4120 22 000000	JH SOFTBALL AWARDS/MEALS	100.00	0.00	125.00	-25.00	0.00	0.00	125.00
10E000 1500 4120 23 000000	JH VOLLEYBALL AAWARDS/MEALS	200.00	0.00	0.00	200.00	0.00	145.22	0.00
10E000 1500 4120 26 000000	JH BOYS TRACK AWARDS/MEALS	400.00	0.00	0.00	400.00	0.00	277.17	0.00
10E000 1500 4120 31 000000	HS GIRLS BASKETBALL AWARDS/	200.00	0.00	0.00	200.00	0.00	217.89	0.00

Account Number	Account Level Description Account Number	2021-22 Original Budget	February 2021-22 Monthly Activity	2021-22 FYTD Activity	2021-22 Available Funds	Encumbered Amount	2020-21 FY Activity	2021-22 FYTD %
10	EDUCATIONAL FUND							
10E000 1500 4120 32 000000	HS GIRLS CROSS COUNTRY AWAR	200.00	0.00	25.00	175.00	0.00	52.98	12.50
10E000 1500 4120 33 000000	HS GIRLS TRACK AWARDS/MEALS	600.00	0.00	147.79	452.21	0.00	511.77	24.63
10E000 1500 4120 34 000000	HS GIRLS GOLF AWARDS/MEALS	1,000.00	0.00	1,148.00	-148.00	0.00	428.82	114.80
10E000 1500 4120 35 000000	HS GIRLS TENNIS AWARDS/MEAL	800.00	0.00	352.00	448.00	0.00	0.00	44.00
10E000 1500 4120 40 000000	JH GIRLS BASKETBALL AWARDS/	200.00	0.00	0.00	200.00	0.00	116.32	0.00
10E303 1500 4120 36 000000	HS GIRLS SOCCER MEALS	200.00	0.00	0.00	200.00	0.00	0.00	0.00
10E000 1500 5400 00 000000	ATHL: CAP OUT	10,000.00	0.00	0.00	10,000.00	0.00	0.00	0.00
10E000 1500 5400 02 000000	BOYS CROSS COUNTRY CAP OUTL	600.00	0.00	0.00	600.00	0.00	550.00	0.00
10E000 1500 5400 04 000000	HS BOYS SOCCER CAPITAL OUTL	0.00	0.00	0.00	0.00	0.00	0.00	0.00
10E000 1500 5400 05 000000	HS BOYS TRACK CAPITAL OUTLA	1,500.00	0.00	21,520.00	-20,020.00	0.00	1,904.99	1,434.67
10E000 1500 5400 06 000000	WRESTLING CAPITAL OUTLAY	0.00	0.00	0.00	0.00	0.00	0.00	0.00
10E000 1500 5400 07 000000	BASEBALL CAPITAL OUTLAY	1,000.00	0.00	0.00	1,000.00	0.00	0.00	0.00
10E000 1500 5400 08 000000	SOFTBALL CAPITAL OUTLAY	2,200.00	0.00	2,050.00	150.00	0.00	0.00	93.18
10E000 1500 5400 10 000000	BOWLING CAPITAL OUTLAY	0.00	0.00	0.00	0.00	0.00	0.00	0.00
10E000 1500 5400 11 000000	VOLLEYBALL CAPITAL OUTLAY	700.00	0.00	627.00	73.00	0.00	0.00	89.57
10E000 1500 5400 26 000000	JH BOYS TRACK CAPITAL OUTLA	0.00	0.00	0.00	0.00	0.00	0.00	0.00
10E000 1500 5400 32 000000	GIRLS CROSS COUNTRY CAP OUT	0.00	0.00	0.00	0.00	0.00	0.00	0.00
10E000 1500 5400 33 000000	HS GIRLS TRACK CAPTIAL OUTL	600.00	0.00	550.00	50.00	0.00	0.00	91.67
10E000 1500 5400 41 000000	JH GIRLS TRACK CAPITAL OUTL	0.00	0.00	0.00	0.00	0.00	0.00	0.00
10E000 1500 5400 42 000000	JH GIRLS CROSS COUNTRY CAPI	0.00	0.00	0.00	0.00	0.00	0.00	0.00
10E000 1500 6400 00 000000	ATHL: DUES/FEES	3,000.00	789.97	6,877.49	-3,877.49	0.00	3,120.00	229.25
10E000 1500 6400 01 000000	FOOTBALL DUES/FEES	700.00	0.00	150.00	550.00	0.00	668.00	21.43
10E000 1500 6400 02 000000	HS BOYS CROSS COUNTRY DUES/	800.00	0.00	967.50	-167.50	0.00	162.50	120.94
10E000 1500 6400 03 000000	HS BOYS TENNIS DUES/FEES	200.00	0.00	0.00	200.00	0.00	100.00	0.00
10E000 1500 6400 04 000000	HS BOYS SOCCER DUES/FEES	400.00	0.00	50.00	350.00	0.00	0.00	12.50
10E000 1500 6400 05 000000	HS BOYS TRACK DUES/FEES	500.00	0.00	0.00	500.00	0.00	265.00	0.00
10E000 1500 6400 06 000000	WRESTLING DUES/FEES	1,000.00	200.00	985.00	15.00	0.00	150.00	98.50
10E000 1500 6400 07 000000	BASEBALL DUES/FEES	100.00	0.00	0.00	100.00	0.00	100.00	0.00
10E000 1500 6400 08 000000	SOFTBALL DUES/FEES	300.00	0.00	0.00	300.00	0.00	100.00	0.00
10E000 1500 6400 09 000000	FISHING DUES/FEES	500.00	0.00	100.00	400.00	0.00	300.00	20.00
10E000 1500 6400 10 000000	BOWLING DUES/FEES	1,200.00	395.00	870.00	330.00	0.00	100.00	72.50
10E000 1500 6400 11 000000	VOLLEYBALL DUES/FEES	800.00	0.00	500.00	300.00	0.00	0.00	62.50
10E000 1500 6400 12 000000	HS BOYS GOLF DUES/FEES	4,000.00	0.00	1,422.83	2,577.17	0.00	3,539.00	35.57
10E000 1500 6400 15 000000	HS BOYS BASKETBALL DUES/FEE	500.00	0.00	470.00	30.00	0.00	50.00	94.00
10E000 1500 6400 20 000000	JH BOYS BASKETBALL DUES/FEE	50.00	0.00	150.00	-100.00	0.00	0.00	300.00
10E000 1500 6400 21 000000	JH BASEBALL DUES/FEES	150.00	0.00	0.00	150.00	0.00	0.00	0.00
10E000 1500 6400 23 000000	JH VOLLEYBALL DUES/FEES	400.00	0.00	0.00	400.00	0.00	0.00	0.00
10E000 1500 6400 25 000000	JH DANCE/POM POM DUES/FEES	300.00	0.00	150.00	150.00	0.00	0.00	50.00

Account Number	Account Level Description Account Number	2021-22 Original Budget	February 2021-22 Monthly Activity	2021-22 FYTD Activity	2021-22 Available Funds	Encumbered Amount	2020-21 FY Activity	2021-22 FYTD %
10	EDUCATIONAL FUND							
10E000 1500 6400 26 000000	JH BOYS TRACK DUES/FEES	300.00	0.00	0.00	300.00	0.00	0.00	0.00
10E000 1500 6400 27 000000	JH BOYS CROSS COUNTRY DUES/	400.00	0.00	307.23	92.77	0.00	59.86	76.81
10E000 1500 6400 31 000000	HS GIRLS BASKETBALL DUES/FE	550.00	125.00	375.00	175.00	0.00	0.00	68.18
10E000 1500 6400 32 000000	HS GIRLS CROSS COUNTRY DUES	800.00	0.00	612.50	187.50	0.00	162.50	76.56
10E000 1500 6400 33 000000	HS GIRLS TRACK DUES/FEES	1,500.00	0.00	0.00	1,500.00	0.00	650.00	0.00
10E000 1500 6400 34 000000	HS GIRLS GOLF DUES/FEES	4,500.00	0.00	2,057.00	2,443.00	0.00	2,698.33	45.71
10E000 1500 6400 35 000000	HS GIRLS TENNIS DUES/FEES	150.00	0.00	85.00	65.00	0.00	135.00	56.67
10E000 1500 6400 36 000000	HS GIRLS SOCCER DUES/FEES	500.00	0.00	0.00	500.00	0.00	130.00	0.00
10E000 1500 6400 40 000000	JH GIRLS BASKETBALL DUES/FE	200.00	100.00	100.00	100.00	0.00	0.00	50.00
10E000 1500 6400 41 000000	JH GIRLS TRACK DUES/FEES	0.00	0.00	0.00	0.00	0.00	0.00	0.00
10E000 1500 6400 42 000000	JH GIRLS CROSS COUNTRY DUES	0.00	0.00	0.00	0.00	0.00	0.00	0.00
10E303 1500 6400 13 000000	HS CHEERLEADING DUE/FEES	0.00	0.00	0.00	0.00	0.00	0.00	0.00
10E000 1501 1120 00 000000	ADAMS: ATHL: COACHES	16,000.00	6,044.62	37,315.73	-21,315.73	0.00	15,166.79	233.22
10E000 1501 2100 00 000000	ADAMS TRS EMPR.	0.00	0.00	0.00	0.00	0.00	0.00	0.00
10E000 1501 2110 00 000000	ADAMS: ATHL: TRS 9%	350.00	70.44	788.84	-438.84	0.00	214.26	225.38
10E000 1501 2120 00 000000	ADAMS: ATHL: IMRF	150.00	76.23	228.71	-78.71	0.00	141.38	152.47
10E000 1501 2130 00 000000	ADAMS: ATHL: FICA	0.00	0.00	0.00	0.00	0.00	0.00	0.00
10E000 1501 2140 00 000000	ADAMS: ATHL: MEDICARE	0.00	0.00	0.00	0.00	0.00	0.00	0.00
10E000 1501 2170 00 000000	ADAMS: ATHL: TRS .58%	30.00	4.58	51.17	-21.17	0.00	14.00	170.57
10E000 1501 2250 00 000000	ADAMS: ATHL: TRS INS	100.00	12.30	137.65	-37.65	0.00	53.52	137.65
10E000 1501 3190 00 000000	ADAMS: ATHL: OFFICIALS	6,000.00	679.93	2,503.80	3,496.20	0.00	2,128.51	41.73
10E000 1501 4100 00 000000	ADAMS: ATHL: SUPPLIES	200.00	0.00	0.00	-519.95	719.95	203.15	0.00
10E000 1501 6400 00 000000	ADAMS: ATHL: DUES/FEES	1,500.00	0.00	289.62	690.94	519.44	311.70	19.31
10E000 1600 1120 00 000002	JH SUM SCH SALARY: TEACHER	7,000.00	0.00	0.00	7,000.00	0.00	135.00	0.00
10E000 1600 1120 00 000003	HS SUM SCH SALARY: TEACH	20,000.00	0.00	0.00	20,000.00	0.00	0.00	0.00
10E000 1600 2110 00 000002	JH SUMMER SCHHOL TRS 9%	700.00	0.00	0.00	700.00	0.00	13.35	0.00
10E000 1600 2110 00 000003	HS SUMMER SCHOOL TRS 9%	1,500.00	0.00	0.00	1,500.00	0.00	0.00	0.00
10E000 1600 2170 00 000002	JH SUMMER SCHOOL TRS .58%	100.00	0.00	0.00	100.00	0.00	0.86	0.00
10E000 1600 2170 00 000003	HS SUMMER SCHOOL TRS .58%	200.00	0.00	0.00	200.00	0.00	0.00	0.00
10E000 1600 2250 00 000002	JH SUMMER SCHOOL TRS HEALTH	150.00	0.00	0.00	150.00	0.00	3.20	0.00
10E000 1600 2250 00 000003	HS SUMMER SCHOOL TRS HEALTH	400.00	0.00	0.00	400.00	0.00	0.00	0.00
10E105 2122 1120 00 000000	ADAMS PUPIL SERV SALARY	72,545.00	6,045.42	47,970.04	24,574.96	0.00	61,318.28	66.12
10E107 2122 1120 00 000000	JEFFERSON PUPIL SERV SALARY	0.00	0.00	0.00	0.00	0.00	0.00	0.00
10E108 2122 1120 00 000000	LINCOLN PUP SERV SALARY	67,400.00	5,616.26	44,561.72	22,838.28	0.00	64,809.96	66.12
10E109 2122 1120 00 000000	LONGFELLOW PUPIL SERV SALAR	6,000.00	0.00	0.00	6,000.00	0.00	5,921.65	0.00
10E110 2122 1120 00 000000	WASHINGTON PUPIL SERV SALAR	60,000.00	0.00	0.00	60,000.00	0.00	0.00	0.00
10E204 2122 1120 00 000000	JH PUPIL SERV SALARY	122,000.00	10,147.50	80,513.32	41,486.68	0.00	118,837.75	65.99
10E303 2122 1120 00 000000	HS PUPIL SERV SALARY	340,500.00	28,413.78	225,303.56	115,196.44	0.00	326,883.60	66.17

Account Number	Account Level Description Account Number	2021-22 Original Budget	February 2021-22 Monthly Activity	2021-22 FYTD Activity	2021-22 Available Funds	Encumbered Amount	2020-21 FY Activity	2021-22 FYTD %
10	EDUCATIONAL FUND							
10E902 2122 1120 30 000000	TITLE I SALARY	144,000.00	0.00	0.00	144,000.00	0.00	0.00	0.00
10E902 2122 1120 30 105000	ADAMS TITLE I SALARY	0.00	610.54	3,663.23	-3,663.23	0.00	8,491.84	0.00
10E902 2122 1120 30 107000	JEFFERSON TITLE I SALARY	0.00	610.54	3,663.23	-3,663.23	0.00	4,211.28	0.00
10E902 2122 1120 30 108000	LINCOLN TITLE I SALARY	0.00	610.54	3,663.23	-3,663.23	0.00	0.00	0.00
10E902 2122 1120 30 109000	LONGFELLOW TITLE I SALARY	0.00	9,653.86	57,923.15	-57,923.15	0.00	4,211.24	0.00
10E902 2122 1120 30 110000	WASHINGTON TITLE I SALARY	0.00	610.54	3,663.23	-3,663.23	0.00	0.00	0.00
10E930 2122 1120 00 107000	TITLE I PUPIL SALARY	0.00	0.00	8,797.52	-8,797.52	0.00	26,392.56	0.00
10E930 2122 1120 00 109000	TITLE I PUPIL SALARY	0.00	0.00	8,664.16	-8,664.16	0.00	43,320.80	0.00
10E930 2122 1120 00 110000	TITLE I PUPIL SALARY	0.00	0.00	5,698.76	-5,698.76	0.00	39,891.24	0.00
10E930 2122 1120 30 000000	TITLE I:PUPIL SERV. SAL	23,200.00	0.00	0.00	23,200.00	0.00	0.00	0.00
10E105 2122 1130 00 000000	ADAMS PUPIL SERV INCREMENT	4,775.00	397.70	3,164.28	1,610.72	0.00	4,644.32	66.27
10E204 2122 1130 00 000000	JH PUPIL SERV INCREMENT	4,700.00	385.20	3,064.28	1,635.72	0.00	4,494.32	65.20
10E303 2122 1130 00 000000	HS PUPIL SERV INCREMENT	27,500.00	2,256.28	17,942.12	9,557.88	0.00	26,270.80	65.24
10E107 2122 1200 00 000000	JEFFERSON SUB FOR 2122	0.00	0.00	0.00	0.00	0.00	0.00	0.00
10E108 2122 1200 00 000000	LINCOLN SUB FOR 2122	500.00	0.00	0.00	500.00	0.00	180.00	0.00
10E110 2122 1200 00 000000	WASHINGTON SUB FOR 2122	250.00	0.00	0.00	250.00	0.00	0.00	0.00
10E204 2122 1200 00 000000	MJHS SUB FOR 2122	250.00	0.00	0.00	250.00	0.00	0.00	0.00
10E902 2122 1200 30 107000	JE TITLE I PUPIL SERV	0.00	0.00	0.00	0.00	0.00	0.00	0.00
10E902 2122 1200 30 109000	LO TITLE I PUPIL SERV	0.00	0.00	0.00	0.00	0.00	0.00	0.00
10E105 2122 2100 00 000000	ADAMS TRS-R	0.00	0.00	0.00	0.00	0.00	2,007.20	0.00
10E107 2122 2100 00 000000	JEFFERSON TRS-R	0.00	0.00	0.00	0.00	0.00	0.00	0.00
10E108 2122 2100 00 000000	LINCOLN TRS-R	0.00	0.00	0.00	0.00	0.00	0.00	0.00
10E109 2122 2100 00 000000	LONGFELLOW TRS-R	0.00	0.00	0.00	0.00	0.00	0.00	0.00
10E110 2122 2100 00 000000	WASHINGTON TRS-R	0.00	0.00	0.00	0.00	0.00	0.00	0.00
10E204 2122 2100 00 000000	JH TRS-R	0.00	0.00	0.00	0.00	0.00	0.00	0.00
10E303 2122 2100 00 000000	HS TRS-R	0.00	0.00	0.00	0.00	0.00	0.00	0.00
10E902 2122 2100 30 000000	TITLE I FEDERAL TRS	16,500.00	0.00	0.00	16,500.00	0.00	0.00	0.00
10E902 2122 2100 30 105000	AD TITLE I PUPIL SERV FED T	0.00	69.18	415.07	-415.07	0.00	0.00	0.00
10E902 2122 2100 30 107000	JE TITLE I PUPIL SERV FED T	0.00	69.18	415.07	-415.07	0.00	0.00	0.00
10E902 2122 2100 30 108000		0.00	69.18	415.07	-415.07	0.00	0.00	0.00
10E902 2122 2100 30 109000	LO TITLE I PUPIL SERV FED T	0.00	1,093.76	6,562.55	-6,562.55	0.00	0.00	0.00
10E902 2122 2100 30 110000		0.00	69.18	415.07	-415.07	0.00	0.00	0.00
10E930 2122 2100 00 107000	JE TITLE I PUPIL SERV FED T	0.00	0.00	0.00	0.00	0.00	3,019.20	0.00
10E930 2122 2100 00 109000	LO TITIE I PUPIL SERV FED T	0.00	0.00	0.00	0.00	0.00	4,955.60	0.00
10E930 2122 2100 00 110000	WA TITILE I PUPIL SERV FED	0.00	0.00	0.00	0.00	0.00	1,955.76	0.00
10E930 2122 2100 30 000000	TITLE I:PUPIL SER TRS 10	0.00	0.00	0.00	0.00	0.00	0.00	0.00
10E105 2122 2110 00 000000	ADAMS PUPIL SERV TRS	7,500.00	637.24	3,823.44	3,676.56	0.00	7,403.04	50.98
10E107 2122 2110 00 000000	JEFFERSON PUPIL SERV TRS	0.00	0.00	0.00	0.00	0.00	0.00	0.00

Account Number	Account Level Description Account Number	2021-22 Original Budget	February 2021-22 Monthly Activity	2021-22 FYTD Activity	2021-22 Available Funds	Encumbered Amount	2020-21 FY Activity	2021-22 FYTD %
10	EDUCATIONAL FUND							
10E108 2122 2110 00 000000	LINCOLN PUPIL SERV TRS	6,650.00	555.45	3,332.73	3,317.27	0.00	6,446.86	50.12
10E109 2122 2110 00 000000	LONGFELLOW PUPIL SERV TRS	500.00	0.00	0.00	500.00	0.00	0.00	0.00
10E110 2122 2110 00 000000	WASHINGTON PUPIL SERV TRS	6,000.00	0.00	0.00	6,000.00	0.00	0.00	0.00
10E204 2122 2110 00 000000	JH PUPIL SERV TRS	13,000.00	1,041.69	6,250.19	6,749.81	0.00	11,701.51	48.08
10E303 2122 2110 00 000000	HS PUPIL SERV TRS 9%	36,500.00	3,033.30	18,199.78	18,300.22	0.00	35,144.76	49.86
10E902 2122 2110 30 105000	AD TITLE I PUPIL SERV TRS	0.00	60.38	362.29	-362.29	0.00	0.00	0.00
10E902 2122 2110 30 107000	JE TITLE I PUPIL SERV TRS	0.00	60.38	362.29	-362.29	0.00	0.00	0.00
10E902 2122 2110 30 108000		0.00	60.38	362.29	-362.29	0.00	0.00	0.00
10E902 2122 2110 30 109000	LO TITLE I PUPIL SERV TRS	0.00	954.78	5,728.69	-5,728.69	0.00	0.00	0.00
10E902 2122 2110 30 110000		0.00	60.38	362.29	-362.29	0.00	0.00	0.00
10E930 2122 2110 00 107000	JE TITILE I PUPIL SERV TRS	0.00	0.00	0.00	0.00	0.00	3,480.31	0.00
10E930 2122 2110 00 109000	LO TITLE I PUPIL SERV TRS	0.00	0.00	0.00	0.00	0.00	5,141.29	0.00
10E930 2122 2110 00 110000	WA TITLE I PUPIL SERV TRS	0.00	0.00	0.00	0.00	0.00	4,509.00	0.00
10E930 2122 2110 30 000000	TITLE I:PUPIL TRS 9.8901	0.00	0.00	0.00	0.00	0.00	0.00	0.00
10E105 2122 2170 00 000000	ADAMS PUPIL SERV TRS .58	500.00	41.24	247.44	252.56	0.00	479.23	49.49
10E107 2122 2170 00 000000	JEFFERSON PUP SERV TRS .58	0.00	0.00	0.00	0.00	0.00	0.00	0.00
10E108 2122 2170 00 000000	LINCOLN PUPIL SERV TRS	500.00	35.94	215.73	284.27	0.00	418.35	43.15
10E109 2122 2170 00 000000	LONGFELLOW PUPIL SERV TRS .	100.00	0.00	0.00	100.00	0.00	0.00	0.00
10E110 2122 2170 00 000000	WASHINGTON PUPIL SERV TRS .	400.00	0.00	0.00	400.00	0.00	0.00	0.00
10E204 2122 2170 00 000000	JH PUPIL SERV TRS .58%	1,000.00	67.42	404.52	595.48	0.00	757.50	40.45
10E303 2122 2170 00 000000	HS PUPIL SERV TRS .58	2,400.00	196.38	1,178.22	1,221.78	0.00	2,274.64	49.09
10E902 2122 2170 30 105000	AD TITLE I PUPIL SERV TRS .	0.00	3.90	23.40	-23.40	0.00	0.00	0.00
10E902 2122 2170 30 107000	JE TITLE I PUPIL SERV TRS .	0.00	3.90	23.40	-23.40	0.00	0.00	0.00
10E902 2122 2170 30 108000		0.00	3.90	23.40	-23.40	0.00	0.00	0.00
10E902 2122 2170 30 109000	LO TITLE I PUPIL SERV TRS .	0.00	61.80	370.80	-370.80	0.00	0.00	0.00
10E902 2122 2170 30 110000		0.00	3.90	23.40	-23.40	0.00	0.00	0.00
10E930 2122 2170 00 107000	JE TITLE I PUPIL SERV TRS .	0.00	0.00	0.00	0.00	0.00	225.26	0.00
10E930 2122 2170 00 109000	LO TITLE I PUPIL SERV TRS .	0.00	0.00	0.00	0.00	0.00	332.84	0.00
10E930 2122 2170 00 110000	WA TITLE I PUPIL SERV TRS .	0.00	0.00	0.00	0.00	0.00	291.83	0.00
10E930 2122 2170 30 000000	TITLE I:PUPIL SER TRS.58	0.00	0.00	0.00	0.00	0.00	0.00	0.00
10E105 2122 2220 00 000000	ADAMS PUPIL SERV HEALTH INS	15,000.00	1,216.78	9,623.60	5,376.40	0.00	11,061.40	64.16
10E107 2122 2220 00 000000	JEFFERSON PUP SERV HEALTH I	0.00	0.00	0.00	0.00	0.00	0.00	0.00
10E108 2122 2220 00 000000	LINCOLN PUPIL SERV HEALTH I	20,100.00	1,725.50	13,647.12	6,452.88	0.00	18,680.82	67.90
10E109 2122 2220 00 000000	LONGFELLOW PUPIL SERV HEALT	0.00	0.00	0.00	0.00	0.00	0.00	0.00
10E110 2122 2220 00 000000	WASHINGTON PUPIL SERV HEALT	0.00	0.00	0.00	0.00	0.00	0.00	0.00
10E204 2122 2220 00 000000	JH PUPIL SERV HEALTH INS	41,500.00	3,451.00	27,294.24	14,205.76	0.00	37,361.64	65.77
10E303 2122 2220 00 000000	HS PUPIL SERV HEALTH INSURA	79,000.00	6,542.32	51,743.72	27,256.28	0.00	69,837.96	65.50
10E902 2122 2220 30 105000	AD TITLE I HEALTH INS	0.00	106.54	679.98	-679.98	0.00	2,111.72	0.00

Account Number	Account Level Description Account Number	2021-22 Original Budget	February 2021-22 Monthly Activity	2021-22 FYTD Activity	2021-22 Available Funds	Encumbered Amount	2020-21 FY Activity	2021-22 FYTD %
10	EDUCATIONAL FUND							
10E902 2122 2220 30 107000	JE TITLE I HEALTH INS	0.00	106.54	679.98	-679.98	0.00	570.78	0.00
10E902 2122 2220 30 108000		0.00	106.54	679.98	-679.98	0.00	0.00	0.00
10E902 2122 2220 30 109000	LO TITLE I HEALTH INS	0.00	764.28	4,626.44	-4,626.44	0.00	570.78	0.00
10E902 2122 2220 30 110000		0.00	106.54	679.98	-679.98	0.00	0.00	0.00
10E930 2122 2220 00 107000	JE TITLE I HEALTH INS	0.00	0.00	1,255.72	-1,255.72	0.00	3,587.76	0.00
10E930 2122 2220 30 000000	TITLE I:PUPIL SERV. INS	1,300.00	0.00	0.00	1,300.00	0.00	0.00	0.00
10E105 2122 2250 00 000000	ADAMS PUPIL SERV TRS INS	1,300.00	111.16	666.96	633.04	0.00	1,805.14	51.30
10E107 2122 2250 00 000000	JEFFERSON PUPIL SERV TRS IN	0.00	0.00	0.00	0.00	0.00	0.00	0.00
10E108 2122 2250 00 000000	LINCOLN PUPIL SERV TRS INS	1,600.00	96.90	581.38	1,018.62	0.00	1,548.81	36.34
10E109 2122 2250 00 000000	LONGFELLOW PUPIL SERV TRS I	0.00	0.00	0.00	0.00	0.00	0.00	0.00
10E110 2122 2250 00 000000	WASHINGTON PUPIL SERV TRS I	1,500.00	0.00	0.00	1,500.00	0.00	0.00	0.00
10E204 2122 2250 00 000000	JH PUPIL SERV TRS INS	2,900.00	181.72	1,090.32	1,809.68	0.00	2,808.42	37.60
10E303 2122 2250 00 000000	HS PUPIL SERV TRS HEALTH IN	8,000.00	529.16	3,174.95	4,825.05	0.00	8,427.61	39.69
10E902 2122 2250 30 105000	AD TITLE I TRS HEALTH	0.00	10.54	63.23	-63.23	0.00	-28.36	0.00
10E902 2122 2250 30 107000	JE TITLE I TRS HEALTH	0.00	10.54	63.23	-63.23	0.00	-30.23	0.00
10E902 2122 2250 30 108000		0.00	10.54	63.23	-63.23	0.00	0.00	0.00
10E902 2122 2250 30 109000	LO TITLE I TRS HEALTH	0.00	166.58	999.47	-999.47	0.00	30.23	0.00
10E902 2122 2250 30 110000		0.00	10.54	63.23	-63.23	0.00	0.00	0.00
10E930 2122 2250 00 107000	JE TITLE I TRS HEALTH	0.00	0.00	0.00	0.00	0.00	782.14	0.00
10E930 2122 2250 00 109000	LO TITLE I TRS HEALTH	0.00	0.00	0.00	0.00	0.00	1,233.90	0.00
10E930 2122 2250 00 110000	WA TITLE I TRS HEALTH	0.00	0.00	0.00	0.00	0.00	1,082.17	0.00
10E930 2122 2250 30 000000	TITLE I:PUR SERV .5% IN	106,500.00	0.00	0.00	106,500.00	0.00	0.00	0.00
10E105 2122 3320 00 000000	ADAMS PUPIL SERV TRAVEL	0.00	0.00	0.00	0.00	0.00	0.00	0.00
10E107 2122 3320 00 000000	JEFFERSON PUPIL SERV TRAVEL	0.00	0.00	0.00	0.00	0.00	0.00	0.00
10E108 2122 3320 00 000000	LINCOLN PUPIL SERV TRAVEL	0.00	0.00	0.00	0.00	0.00	0.00	0.00
10E109 2122 3320 00 000000	LONGFELLOW PUPIL SERV TRAVE	0.00	0.00	0.00	0.00	0.00	0.00	0.00
10E110 2122 3320 00 000000	WASHINGTON PUPIL SERV TRAVE	0.00	0.00	0.00	0.00	0.00	0.00	0.00
10E204 2122 3320 00 000000	JH PUPIL SERV TRAVEL	0.00	0.00	0.00	0.00	0.00	0.00	0.00
10E303 2122 3320 00 000000	HS PUPIL SERV TRAVEL	0.00	0.00	0.00	0.00	0.00	0.00	0.00
10E105 2122 4100 00 000000	ADAMS PUPIL SERV SUPPLIES	0.00	0.00	0.00	0.00	0.00	0.00	0.00
10E107 2122 4100 00 000000	JEFFERSON PUP SERV SUPPLIES	0.00	0.00	0.00	0.00	0.00	0.00	0.00
10E108 2122 4100 00 000000	LINCOLN PUPIL SERV SUPPLIES	0.00	0.00	0.00	0.00	0.00	0.00	0.00
10E109 2122 4100 00 000000	LONGFELLOW PUPIL SERV SUPPL	0.00	0.00	0.00	0.00	0.00	0.00	0.00
10E110 2122 4100 00 000000	WASHINGTON PUPIL SERV SUPPL	0.00	0.00	0.00	0.00	0.00	0.00	0.00
10E204 2122 4100 00 000000	JH PUPIL SERV SUPPLIES	0.00	0.00	0.00	0.00	0.00	0.00	0.00
10E303 2122 4100 00 000000	HS PUPIL SERV SUPPLIES	0.00	0.00	0.00	0.00	0.00	0.00	0.00
10E940 2130 4100 30 000000	ESSER SUPPLIES	0.00	0.00	0.00	0.00	0.00	47,752.88	0.00
10E000 2134 1150 00 000000	HEALTH SERV: SALARY	60,000.00	5,000.00	35,959.28	24,040.72	0.00	34,960.96	59.93

Account Number	Account Level Description Account Number	2021-22 Original Budget	February 2021-22 Monthly Activity	2021-22 FYTD Activity	2021-22 Available Funds	Encumbered Amount	2020-21 FY Activity	2021-22 FYTD %
10	EDUCATIONAL FUND							
10E105 2134 1150 00 000000	ADAMS HEALTH SERV SALARY	26,500.00	2,177.18	17,234.89	9,265.11	0.00	25,103.94	65.04
10E107 2134 1150 00 000000	JEFFERSON HEALTH SERV SALAR	25,000.00	2,043.20	16,769.11	8,230.89	0.00	23,883.48	67.08
10E108 2134 1150 00 000000	LINCOLN HEALTH SERV SALARY	27,000.00	2,226.92	18,449.96	8,550.04	0.00	26,453.74	68.33
10E109 2134 1150 00 000000	LONGFELLOW HEALTH SERV SALA	23,000.00	1,973.75	15,150.13	7,849.87	0.00	21,818.19	65.87
10E110 2134 1150 00 000000	WASHINGTON HEALTH SERV SALA	33,000.00	2,840.54	23,412.80	9,587.20	0.00	33,754.56	70.95
10E204 2134 1150 00 000000	JH HEALTH SALARY	24,000.00	3,108.60	25,821.91	-1,821.91	0.00	16,655.00	107.59
10E303 2134 1150 00 000000	HS HEALTH SERV SALARY	23,500.00	3,615.38	24,981.47	-1,481.47	0.00	22,217.54	106.30
10E960 2134 1150 30 000000	ESSER II HEALTH SERV SALARY	0.00	455.00	1,465.00	-1,465.00	0.00	0.00	0.00
10E965 2134 1150 30 000000	ESSER III HEALTH SERVICE SA	0.00	0.00	190.00	-190.00	0.00	0.00	0.00
10E000 2134 1200 00 000000	HEALTH SERV SUB	2,000.00	0.00	442.00	1,558.00	0.00	144.00	22.10
10E105 2134 1250 00 000000	ADAMS HEALTH SERV SUB SALAR	1,000.00	0.00	2,016.00	-1,016.00	0.00	144.00	201.60
10E107 2134 1250 00 000000	JEFFERSON HEALTH SERV SUB S	1,500.00	0.00	144.00	1,356.00	0.00	144.00	9.60
10E108 2134 1250 00 000000	LINCOLN HEALTH SERV SUB	1,000.00	0.00	144.00	856.00	0.00	72.00	14.40
10E109 2134 1250 00 000000	LONGFELLOW HEALTH SERV SUB	1,500.00	0.00	163.88	1,336.12	0.00	0.00	10.93
10E110 2134 1250 00 000000	WASHINGTON HEALTH SERV SUB	1,500.00	0.00	288.00	1,212.00	0.00	720.00	19.20
10E204 2134 1250 00 000000	JH HEALTH SERV SUB	1,000.00	0.00	0.00	1,000.00	0.00	756.00	0.00
10E303 2134 1250 00 000000	HS HEALT SERV SUB SALARY	1,500.00	0.00	0.00	1,500.00	0.00	0.00	0.00
10E000 2134 2110 00 000000	HEALTH SERV: TRS 9%	6,000.00	0.00	1,978.00	4,022.00	0.00	3,911.96	32.97
10E105 2134 2120 00 000000	ADAMS HEALTH SERV IMRF	1,325.00	102.58	812.05	512.95	0.00	1,182.83	61.29
10E107 2134 2120 00 000000	JEFFERSON HEALTH SERV IMRF	1,300.00	96.28	790.19	509.81	0.00	1,125.48	60.78
10E108 2134 2120 00 000000	LINCOLN HEALTH SERV IMRF	1,350.00	104.94	869.37	480.63	0.00	1,246.44	64.40
10E109 2134 2120 00 000000	LONGFELLOW HEALTH SERV IMRF	1,125.00	93.00	713.86	411.14	0.00	1,028.08	63.45
10E110 2134 2120 00 000000	WASHINGTON HEALTH SERV IMRF	1,650.00	133.84	1,103.21	546.79	0.00	1,590.49	66.86
10E204 2134 2120 00 000000	JH HEALTH IMRF	1,175.00	146.48	1,216.73	-41.73	0.00	784.76	103.55
10E303 2134 2120 00 000000	HS HEALTH SERV IMRF	1,175.00	170.36	1,177.13	-2.13	0.00	1,046.88	100.18
10E960 2134 2120 30 000000		0.00	21.44	69.02	-69.02	0.00	0.00	0.00
10E965 2134 2120 30 000000		0.00	0.00	8.95	-8.95	0.00	0.00	0.00
10E000 2134 2170 00 000000	HEALTH SERV: TRS .58%	400.00	0.00	129.19	270.81	0.00	253.25	32.30
10E000 2134 2220 00 000000	HEALTH SERV: INSUR	15,000.00	1,216.78	9,623.60	5,376.40	0.00	12,067.54	64.16
10E105 2134 2220 00 000000	ADAMS HEALTH SERV HEALTH IN	0.00	0.00	0.00	0.00	0.00	0.00	0.00
10E107 2134 2220 00 000000	JEFFERSON HEALTH SERV HEALT	0.00	0.00	0.00	0.00	0.00	0.00	0.00
10E108 2134 2220 00 000000	LINCOLN HEALTH SERV HEALTH	7,900.00	657.76	5,202.28	2,697.72	0.00	7,121.16	65.85
10E109 2134 2220 00 000000	LONGFELLOW HEALTH SERV HEAL	0.00	0.00	0.00	0.00	0.00	0.00	0.00
10E110 2134 2220 00 000000	WASHINGTON HEALTH SERV HEAL	0.00	0.00	0.00	0.00	0.00	0.00	0.00
10E204 2134 2220 00 000000	JH HEALTH SERV HEALTH INS	18,900.00	0.00	0.00	18,900.00	0.00	0.00	0.00
10E303 2134 2220 00 000000	HS HEALTH SERV HEALTH INSUR	7,900.00	657.76	5,202.28	2,697.72	0.00	7,121.16	65.85
10E000 2134 2250 00 000000	HEALTH SERV: TRS .5%	1,100.00	0.00	346.32	753.68	0.00	938.86	31.48
10E000 2134 3190 00 000000	HEALTH SERVICE: PURCHASED S	700.00	0.00	0.00	700.00	0.00	540.00	0.00

Account Number	Account Level Description Account Number	2021-22 Original Budget	February 2021-22 Monthly Activity	2021-22 FYTD Activity	2021-22 Available Funds	Encumbered Amount	2020-21 FY Activity	2021-22 FYTD %
10	EDUCATIONAL FUND							
10E105 2134 3190 00 000000	ADAMS HEALTH SERV PURCH SER	700.00	0.00	0.00	700.00	0.00	0.00	0.00
10E107 2134 3190 00 000000	JEFFERSON HEALT SERV PURCHA	100.00	0.00	0.00	100.00	0.00	0.00	0.00
10E108 2134 3190 00 000000	LINCOLN HEALTH SERV PURCH S	100.00	0.00	0.00	100.00	0.00	0.00	0.00
10E109 2134 3190 00 000000	LONGFELLOW HEALTH SERV PURC	100.00	0.00	0.00	100.00	0.00	0.00	0.00
10E110 2134 3190 00 000000	WASHINGTON HEALTH SERV PURC	100.00	0.00	0.00	100.00	0.00	0.00	0.00
10E204 2134 3190 00 000000	JH HEALTH SERV PURCHASED SE	100.00	0.00	0.00	100.00	0.00	0.00	0.00
10E303 2134 3190 00 000000	HS HEALTH SERV PURCHASED SE	100.00	0.00	0.00	100.00	0.00	0.00	0.00
10E000 2134 3320 00 000000	HEALTH SERV: TRAVEL	400.00	100.00	100.00	200.00	100.00	80.08	25.00
10E105 2134 3320 00 000000	ADAMS HEALTH SERV TRAVEL	250.00	0.00	0.00	250.00	0.00	60.00	0.00
10E107 2134 3320 00 000000	JEFFERSON HEALTH SERV TRAVE	250.00	0.00	0.00	250.00	0.00	0.00	0.00
10E108 2134 3320 00 000000	LINCOLN HEALTH SERV TRAVEL	250.00	0.00	0.00	250.00	0.00	0.00	0.00
10E109 2134 3320 00 000000	LONGFELLOW HEALTH SERV TRAV	1,000.00	0.00	0.00	1,000.00	0.00	0.00	0.00
10E110 2134 3320 00 000000	WASHINGTON HEALTH SERV TRAV	250.00	0.00	0.00	250.00	0.00	0.00	0.00
10E204 2134 3320 00 000000	JH HEALTH SERV TRAVEL	400.00	0.00	0.00	400.00	0.00	0.00	0.00
10E303 2134 3320 00 000000	HS HEALTH SERV TRAVEL	250.00	0.00	0.00	250.00	0.00	0.00	0.00
10E000 2134 4100 00 000000	HEALTH SERV: SUPPLIES	4,000.00	35.00	35.00	3,965.00	0.00	3,162.97	0.88
10E105 2134 4100 00 000000	ADAMS HEALTH SERV SUPPLIES	1,200.00	245.36	658.37	541.63	0.00	821.90	54.86
10E107 2134 4100 00 000000	JEFFERSON HEALTH SERV SUPPL	700.00	0.00	351.04	348.96	0.00	591.44	50.15
10E108 2134 4100 00 000000	LINCOLN HEALTH SERV SUPPLIE	600.00	0.00	361.10	238.90	0.00	632.80	60.18
10E109 2134 4100 00 000000	LONGFELLOW HEALTH SERV SUPP	500.00	0.00	601.88	-232.60	130.72	257.82	120.38
10E110 2134 4100 00 000000	WASHINGTON HEALTH SERV SUPP	1,000.00	0.00	605.25	394.75	0.00	253.96	60.53
10E204 2134 4100 00 000000	JH HEALTH SERV SUPPLIES	700.00	130.82	231.64	468.36	0.00	34.62	33.09
10E303 2134 4100 00 000000	HS HEALTH SERV SUPPLIES	1,000.00	270.82	1,021.65	-361.97	270.82	202.42	102.17
10E960 2134 4100 30 000000	ESSER II HEALTH SERV SUPPLI	35,037.00	1,876.60	7,804.90	27,232.10	0.00	0.00	22.28
10E965 2134 4100 30 000000	Esser III Health Supplies	50.00	2,438.80	2,438.80	-2,388.80	0.00	0.00	4,877.60
10E000 2134 5400 00 000000	HEALTH SERV: EQUIP	0.00	0.00	0.00	0.00	0.00	0.00	0.00
10E105 2134 5400 00 000000	ADAMS HEALTH SERV EQUIPMENT	0.00	0.00	0.00	0.00	0.00	0.00	0.00
10E107 2134 5400 00 000000	JEFFERSON HEALTH SERV EQUIP	0.00	0.00	0.00	0.00	0.00	0.00	0.00
10E108 2134 5400 00 000000	LINCOLN HEALTH SERV EQUIPME	0.00	0.00	0.00	0.00	0.00	0.00	0.00
10E109 2134 5400 00 000000	LONGFELLOW HEALTH SERV EQUI	0.00	0.00	0.00	0.00	0.00	0.00	0.00
10E110 2134 5400 00 000000	WASHINGTON HEALTH SERV EQUI	0.00	0.00	0.00	0.00	0.00	0.00	0.00
10E204 2134 5400 00 000000	JH HEALTH SERV CAPITAL OUTL	0.00	0.00	0.00	0.00	0.00	0.00	0.00
10E303 2134 5400 00 000000	HS HEALTH SERV CAPITAL OUTL	0.00	0.00	0.00	0.00	0.00	2,888.00	0.00
10E000 2190 1190 00 000000	NOON WORKERS/ CROSSING GUAR	0.00	0.00	0.00	0.00	0.00	0.00	0.00
10E105 2190 1190 00 000000	ADAMS SUPPORT STAFF SALARY	13,000.00	900.38	4,235.46	8,764.54	0.00	3,539.75	32.58
10E107 2190 1190 00 000000	JEFFERSON SUPPORT STAFF SAL	30,000.00	3,832.40	19,964.56	10,035.44	0.00	27,527.32	66.55
10E108 2190 1190 00 000000	LINCOLN SUPPORT STAFF SALAR	57,500.00	6,963.41	34,604.93	22,895.07	0.00	18,644.59	60.18
10E109 2190 1190 00 000000	LONGFELLOW SUPPORT STAFF SA	24,500.00	3,717.22	19,719.95	4,780.05	0.00	15,411.85	80.49

Account Number	Account Level Description Account Number	2021-22 Original Budget	February 2021-22 Monthly Activity	2021-22 FYTD Activity	2021-22 Available Funds	Encumbered Amount	2020-21 FY Activity	2021-22 FYTD %
10	EDUCATIONAL FUND							
10E110 2190 1190 00 000000	WASHINGTON SUPPORT STAFF SA	63,000.00	10,541.67	49,554.02	13,445.98	0.00	38,645.64	78.66
10E204 2190 1190 00 000000	JH SUPPORT STAFF	40,000.00	2,844.92	16,842.02	23,157.98	0.00	10,120.63	42.11
10E303 2190 1190 00 000000	HS SUPPORT STAFF SALARY	56,000.00	6,694.36	35,213.90	20,786.10	0.00	32,702.64	62.88
10E105 2190 2120 00 000000	ADAMS SUPPORT STAFF IMRF	500.00	0.00	0.00	500.00	0.00	0.00	0.00
10E107 2190 2120 00 000000	JEFFERSON SUPPORT STAFF IMR	500.00	66.66	331.61	168.39	0.00	264.64	66.32
10E108 2190 2120 00 000000	LINCOLN SUPPORT STAFF IMRF	500.00	38.86	197.88	302.12	0.00	198.51	39.58
10E109 2190 2120 00 000000	LONGFELLOW SUPPORT STAFF IM	600.00	87.45	430.21	169.79	0.00	461.17	71.70
10E110 2190 2120 00 000000	WASHINGTON SUPPORT STAFF IM	1,500.00	318.93	1,555.06	-55.06	0.00	1,121.13	103.67
10E204 2190 2120 00 000000	JH SUPPORT STAFF IMRF	1,000.00	76.95	403.73	596.27	0.00	396.85	40.37
10E303 2190 2120 00 000000	HS SUPPORT STAFF IMRF	2,000.00	315.45	1,659.32	340.68	0.00	1,540.93	82.97
10E105 2190 2220 00 000000	ADAMS SUPPORT STAFF HEALTH	0.00	0.00	0.00	0.00	0.00	0.00	0.00
10E107 2190 2220 00 000000	JEFFERSON SUPPORT STAFF HEA	0.00	0.00	0.00	0.00	0.00	0.00	0.00
10E108 2190 2220 00 000000	LINCOLN SUPPORT STAFF HEALT	0.00	0.00	32.43	-32.43	0.00	0.00	0.00
10E109 2190 2220 00 000000	LONGFELLOW SUPPORT STAFF HE	0.00	0.00	0.00	0.00	0.00	0.00	0.00
10E110 2190 2220 00 000000	WASHINGTON SUPPORT STAFF HE	6,000.00	657.76	4,604.32	1,395.68	0.00	5,680.62	76.74
10E204 2190 2220 00 000000	JH SUPPORT STAFF HEALTH INS	1,500.00	0.00	797.63	702.37	0.00	0.00	53.18
10E303 2190 2220 00 000000	HS Support Staff Health	0.00	0.00	0.00	0.00	0.00	0.00	0.00
10E303 2190 4100 00 000000	HS DIPLOMA/PROGRAM	8,000.00	0.00	0.00	8,000.00	0.00	7,398.05	0.00
10E000 2210 1110 00 000000	IMP INST: SALARY,DIR CUR	91,500.00	7,116.66	64,433.28	27,066.72	0.00	96,996.36	70.42
10E902 2210 1110 30 000000	Title I: Imp Inst Dir	106,500.00	0.00	0.00	106,500.00	0.00	0.00	0.00
10E902 2210 1110 30 105000	ADAMS TITLE I IMP INST DIR	0.00	1,872.58	11,235.48	-11,235.48	0.00	4,094.20	0.00
10E902 2210 1110 30 107000	JEFFERSON TITLE I IMP INST	0.00	1,872.58	11,235.48	-11,235.48	0.00	4,094.20	0.00
10E902 2210 1110 30 108000	LINCOLN TITLE I IMP INST DI	0.00	1,872.58	11,235.48	-11,235.48	0.00	4,094.20	0.00
10E902 2210 1110 30 109000	LONG TITLE I IMP INST DIR	0.00	1,872.58	11,235.48	-11,235.48	0.00	4,094.20	0.00
10E902 2210 1110 30 110000	WASHINGTO TITLE I IMP INST	0.00	1,872.60	11,235.60	-11,235.60	0.00	4,094.20	0.00
10E930 2210 1110 00 105000	AD TITLE I IMP INST	0.00	0.00	2,446.16	-2,446.16	0.00	17,407.00	0.00
10E930 2210 1110 00 107000	JE TITLE I IMP INST	0.00	0.00	2,446.16	-2,446.16	0.00	17,407.00	0.00
10E930 2210 1110 00 108000	LI TITLE I IMP INST	0.00	0.00	2,446.16	-2,446.16	0.00	17,407.00	0.00
10E930 2210 1110 00 109000	LO TITLE I IMP INST	0.00	0.00	2,446.16	-2,446.16	0.00	17,407.00	0.00
10E930 2210 1110 00 110000	WA TITLE I IMP INST	0.00	0.00	2,446.20	-2,446.20	0.00	17,407.60	0.00
10E930 2210 1110 30 000000	TITLE I IMP INST DIR	12,250.00	0.00	0.00	12,250.00	0.00	0.00	0.00
10E902 2210 1120 30 105000	ADAMS TITLE I IMP INST SALA	0.00	0.00	0.00	0.00	0.00	0.00	0.00
10E902 2210 1120 30 107000	JEFFER TITLE I IMP INST SAL	0.00	0.00	0.00	0.00	0.00	0.00	0.00
10E902 2210 1120 30 108000	LINCOL TITLE I IMP INST SAL	0.00	0.00	0.00	0.00	0.00	0.00	0.00
10E902 2210 1120 30 109000	LONGFE TITLE I IMP INST SAL	0.00	0.00	0.00	0.00	0.00	0.00	0.00
10E902 2210 1120 30 110000	WASHIN TITLE I IMP INST SAL	0.00	0.00	0.00	0.00	0.00	0.00	0.00
10E930 2210 1120 30 000000	TITLE I: IMPR INS CO SAL	0.00	0.00	0.00	0.00	0.00	17,595.04	0.00
10E303 2210 1130 00 000001	3 CIRCLE AG GRANT SALARY	2,000.00	223.10	1,003.95	996.05	0.00	2,024.65	50.20

Account Number	Account Level Description Account Number	2021-22 Original Budget	February 2021-22 Monthly Activity	2021-22 FYTD Activity	2021-22 Available Funds	Encumbered Amount	2020-21 FY Activity	2021-22 FYTD %
10	EDUCATIONAL FUND							
10E303 2210 1130 00 000002	LOCAL 3 CIRCLE GRANT	2,000.00	0.00	0.00	2,000.00	0.00	0.00	0.00
10E936 2210 1130 00 000004	Title SIP MJHS Stipend	0.00	0.00	0.00	0.00	0.00	0.00	0.00
10E936 2210 1130 00 000005	Title SIP Adams Stipend	0.00	0.00	0.00	0.00	0.00	0.00	0.00
10E965 2210 1130 30 000000	ESSER III CERT SALARY	58,500.00	0.00	0.00	58,500.00	0.00	0.00	0.00
10E000 2210 1150 00 000000	IMP INST: SALARY,SECRETA	38,602.00	3,216.82	25,734.56	12,867.44	0.00	35,241.84	66.67
10E000 2210 1300 00 000000	Imp.Inst.-Stipends	2,800.00	0.00	0.00	2,800.00	0.00	75.00	0.00
10E902 2210 1300 30 000000	TITLE I STIPENDS	0.00	0.00	0.00	0.00	0.00	0.00	0.00
10E902 2210 1300 30 105000	ADAMS TITLE I STIPENDS	0.00	0.00	0.00	0.00	0.00	0.00	0.00
10E902 2210 1300 30 107000	JEFFERSON TITLE I STIPENDS	0.00	0.00	0.00	0.00	0.00	0.00	0.00
10E902 2210 1300 30 108000	LINCOLN TITLE I STIPENDS	0.00	0.00	0.00	0.00	0.00	0.00	0.00
10E902 2210 1300 30 109000	LONGFELLOW TITLE I STIPENDS	0.00	0.00	0.00	0.00	0.00	0.00	0.00
10E902 2210 1300 30 110000	WASHINGTON TITLE I STIPENDS	0.00	0.00	0.00	0.00	0.00	0.00	0.00
10E930 2210 1300 30 000000	TITLE I: STIPENDS	0.00	0.00	0.00	0.00	0.00	0.00	0.00
10E930 2210 1300 30 105000	Title I Salary-Summer Schoo	0.00	0.00	0.00	0.00	0.00	500.00	0.00
10E930 2210 1300 30 107000	Title I Salary-Summer Schoo	0.00	0.00	0.00	0.00	0.00	2,020.00	0.00
10E930 2210 1300 30 108000	Title I Salary-Summer Schoo	0.00	0.00	0.00	0.00	0.00	2,000.00	0.00
10E930 2210 1300 30 109000	Title I Salary-Summer Schoo	0.00	0.00	0.00	0.00	0.00	2,427.35	0.00
10E930 2210 1300 30 110000	Title I Salary-Summer Schoo	0.00	0.00	0.00	0.00	0.00	2,000.00	0.00
10E935 2210 1300 00 000004	JH TITLE I 1003A STIPENDS	3,616.00	0.00	0.00	3,616.00	0.00	383.40	0.00
10E935 2210 1300 00 000005	AD TITLE I 1003A STIPENDS	1,000.00	0.00	0.00	1,000.00	0.00	0.00	0.00
10E935 2210 1300 00 000007	JE TITLE I 1003A STIPENDS	0.00	0.00	0.00	0.00	0.00	0.00	0.00
10E940 2210 1300 30 000000	ESSER GRANT SALARY	0.00	0.00	0.00	0.00	0.00	23,165.54	0.00
10E960 2210 1300 30 000000	ESSER II IMPR INSTR SALARIE	85,320.00	0.00	2,880.00	82,440.00	0.00	180.00	3.38
10E965 2210 1300 30 000000	ESSER III CERTIFIED SALARY	0.00	0.00	10,260.00	-10,260.00	0.00	0.00	0.00
10E902 2210 2100 30 000000	TITLE I FED TRS	12,100.00	0.00	0.00	12,100.00	0.00	0.00	0.00
10E902 2210 2100 30 105000	AD TITLE I FED TRS	0.00	212.16	1,272.96	-1,272.96	0.00	197.12	0.00
10E902 2210 2100 30 107000	JE TITLE I FED TRS	0.00	212.16	1,272.96	-1,272.96	0.00	197.12	0.00
10E902 2210 2100 30 108000	LI TITLE I FED TRS	0.00	212.16	1,272.96	-1,272.96	0.00	197.12	0.00
10E902 2210 2100 30 109000	LO TITLE I FED TRS	0.00	212.16	1,272.96	-1,272.96	0.00	197.12	0.00
10E902 2210 2100 30 110000	WA TITLE I FED TRS	0.00	212.16	1,272.96	-1,272.96	0.00	197.04	0.00
10E930 2210 2100 00 105000	AD TITLE I FED TRS	0.00	0.00	0.00	0.00	0.00	1,991.40	0.00
10E930 2210 2100 00 107000	JE TITLE I FED TRS	0.00	0.00	0.00	0.00	0.00	1,991.40	0.00
10E930 2210 2100 00 108000	LI TITLE I FED TRS	0.00	0.00	0.00	0.00	0.00	1,991.40	0.00
10E930 2210 2100 00 109000	LO TITLE I FED TRS	0.00	0.00	0.00	0.00	0.00	1,991.40	0.00
10E930 2210 2100 00 110000	WA TITLE I FED TRS	0.00	0.00	0.00	0.00	0.00	1,991.00	0.00
10E930 2210 2100 30 000000	TITLE I: IMP INST RET 10	0.00	0.00	0.00	0.00	0.00	2,012.80	0.00
10E930 2210 2100 30 105000	Title I Fed TRS-Summer Scho	0.00	0.00	0.00	0.00	0.00	53.28	0.00
10E930 2210 2100 30 107000	Title I Fed TRS-Summer Scho	0.00	0.00	0.00	0.00	0.00	215.12	0.00

Account Number	Account Level Description Account Number	2021-22 Original Budget	February 2021-22 Monthly Activity	2021-22 FYTD Activity	2021-22 Available Funds	Encumbered Amount	2020-21 FY Activity	2021-22 FYTD %
10	EDUCATIONAL FUND							
10E930 2210 2100 30 108000	Title I Fed TRS-Summer Scho	0.00	0.00	0.00	0.00	0.00	212.98	0.00
10E930 2210 2100 30 109000	Title I FED TRS-Summer Scho	0.00	0.00	0.00	0.00	0.00	257.14	0.00
10E930 2210 2100 30 110000	Title I Fed TRS-Summer Scho	0.00	0.00	0.00	0.00	0.00	212.98	0.00
10E935 2210 2100 00 000004	TITLE II FED TRS	410.00	0.00	0.00	410.00	0.00	8.58	0.00
10E935 2210 2100 00 000005	TITLE SIP FED TRS	114.00	0.00	0.00	114.00	0.00	0.00	0.00
10E940 2210 2100 30 000000	ESSER GRANT FED TRS	0.00	0.00	0.00	0.00	0.00	800.44	0.00
10E960 2210 2100 30 000000		9,700.00	0.00	326.29	9,373.71	0.00	20.59	3.36
10E965 2210 2100 30 000000	ESSER III FED TRS	0.00	0.00	1,080.75	-1,080.75	0.00	0.00	0.00
10E000 2210 2110 00 000000	IMP INST: TRS 9%	9,600.00	703.84	6,372.50	3,227.50	0.00	9,598.84	66.38
10E303 2210 2110 00 000001	3 CIRCLE AG GRANT TRS 9%	400.00	22.06	99.27	300.73	0.00	205.92	24.82
10E902 2210 2110 30 000000	TITLE I 9% TRS	10,600.00	0.00	0.00	10,600.00	0.00	0.00	0.00
10E902 2210 2110 30 105000	AD TITLE I TRS 9%	0.00	185.22	1,111.31	-1,111.31	0.00	170.40	0.00
10E902 2210 2110 30 107000	JE TITLE I TRS 9%	0.00	185.22	1,111.31	-1,111.31	0.00	170.40	0.00
10E902 2210 2110 30 108000	LI TITLE I TRS 9%	0.00	185.22	1,111.31	-1,111.31	0.00	170.40	0.00
10E902 2210 2110 30 109000	LO TITLE I TRS 9%	0.00	185.22	1,111.31	-1,111.31	0.00	170.40	0.00
10E902 2210 2110 30 110000	WA TITLE I TRS 9%	0.00	185.14	1,110.88	-1,110.88	0.00	170.44	0.00
10E930 2210 2110 00 105000	AD TITLE I TRS 9%	0.00	0.00	0.00	0.00	0.00	1,963.53	0.00
10E930 2210 2110 00 107000	JE TITLE I TRS 9%	0.00	0.00	0.00	0.00	0.00	1,963.53	0.00
10E930 2210 2110 00 108000	LI TITLE I TRS 9%	0.00	0.00	0.00	0.00	0.00	1,963.53	0.00
10E930 2210 2110 00 109000	LO TITLE I TRS 9%	0.00	0.00	0.00	0.00	0.00	1,963.53	0.00
10E930 2210 2110 00 110000	WA TITLE I TRS 9%	0.00	0.00	0.00	0.00	0.00	1,963.51	0.00
10E930 2210 2110 30 000000	TITLE I: TRS 9.8901	0.00	0.00	0.00	0.00	0.00	1,740.16	0.00
10E930 2210 2110 30 105000	Title I TRS-Summer School	0.00	0.00	0.00	0.00	0.00	49.36	0.00
10E930 2210 2110 30 107000	Title I TRS-Summer School	0.00	0.00	0.00	0.00	0.00	199.78	0.00
10E930 2210 2110 30 108000	Title I TRS-Summer School	0.00	0.00	0.00	0.00	0.00	197.80	0.00
10E930 2210 2110 30 109000	Title I TRS-Summer School	0.00	0.00	0.00	0.00	0.00	240.07	0.00
10E930 2210 2110 30 110000	Title I TRS-Summer School	0.00	0.00	0.00	0.00	0.00	197.80	0.00
10E935 2210 2110 00 000004	TITLE II TRS 9%	358.00	0.00	0.00	358.00	0.00	31.98	0.00
10E935 2210 2110 00 000005	TITLE SIP TRS	99.00	0.00	0.00	99.00	0.00	0.00	0.00
10E940 2210 2110 30 000000	ESSER TRS 9%	0.00	0.00	0.00	0.00	0.00	2,021.06	0.00
10E960 2210 2110 30 000000		8,500.00	0.00	284.83	8,215.17	0.00	17.80	3.35
10E965 2210 2110 30 000000	ESSER III TRS	5,800.00	0.00	996.83	4,803.17	0.00	0.00	17.19
10E000 2210 2120 00 000000	IMP INST: IMRF	1,800.00	151.58	1,212.63	587.37	0.00	1,660.56	67.37
10E902 2210 2120 30 000000	TITLE I IMRF	0.00	0.00	0.00	0.00	0.00	0.00	0.00
10E930 2210 2120 30 000000	TITLE 1: IMRF	0.00	0.00	0.00	0.00	0.00	0.00	0.00
10E940 2210 2120 30 000000	ESSER IMRF 4.5%	0.00	0.00	0.00	0.00	0.00	50.55	0.00
10E000 2210 2170 00 000000	IMP INST: TRS .58%	700.00	45.56	412.48	287.52	0.00	621.26	58.93
10E303 2210 2170 00 000001	3 CIRCLE AG GRANT TRS .58%	25.00	1.42	6.39	18.61	0.00	13.41	25.56

Account Number	Account Level Description	2021-22	February 2021-22	2021-22	2021-22	Encumbered	2020-21	2021-22
	Account Number	Original Budget	Monthly Activity	FYTD Activity	Available Funds	Amount	FY Activity	FYTD %
10	EDUCATIONAL FUND							
10E902 2210 2170 30 000000	TITLE I .58% TRS	700.00	0.00	0.00	700.00	0.00	0.00	0.00
10E902 2210 2170 30 105000	AD TITLE I TRS .58%	0.00	11.98	71.88	-71.88	0.00	11.04	0.00
10E902 2210 2170 30 107000	JE TITLE I TRS .58%	0.00	11.98	71.88	-71.88	0.00	11.04	0.00
10E902 2210 2170 30 108000	LI TITLE I TRS .58%	0.00	11.98	71.88	-71.88	0.00	11.04	0.00
10E902 2210 2170 30 109000	LO TITLE I TRS .58%	0.00	11.98	71.88	-71.88	0.00	11.04	0.00
10E902 2210 2170 30 110000	WA TITLE I TRS .58%	0.00	12.02	72.13	-72.13	0.00	10.99	0.00
10E930 2210 2170 00 105000	AD TITLE I TRS .58%	0.00	0.00	0.00	0.00	0.00	127.25	0.00
10E930 2210 2170 00 107000	JE TITLE I TRS .58%	0.00	0.00	0.00	0.00	0.00	127.25	0.00
10E930 2210 2170 00 108000	LI TITLE I TRS .58%	0.00	0.00	0.00	0.00	0.00	127.25	0.00
10E930 2210 2170 00 109000	LO TITLE I TRS .58%	0.00	0.00	0.00	0.00	0.00	127.25	0.00
10E930 2210 2170 00 110000	WA TITLE I TRS .58%	0.00	0.00	0.00	0.00	0.00	126.67	0.00
10E930 2210 2170 30 000000	TITLE I: TRS .58%	0.00	0.00	0.00	0.00	0.00	112.64	0.00
10E930 2210 2170 30 105000	Title I .58% TRS-Summer Sch	0.00	0.00	0.00	0.00	0.00	3.42	0.00
10E930 2210 2170 30 107000	Title I .58% TRS-Summer Sch	0.00	0.00	0.00	0.00	0.00	12.87	0.00
10E930 2210 2170 30 108000	Title I .58% TRS-Summer Sch	0.00	0.00	0.00	0.00	0.00	12.75	0.00
10E930 2210 2170 30 109000	Title I .58% TRS-Summer Sch	0.00	0.00	0.00	0.00	0.00	15.47	0.00
10E930 2210 2170 30 110000	Title I .58% TRS-Summer Sch	0.00	0.00	0.00	0.00	0.00	12.75	0.00
10E935 2210 2170 00 000004	TITLE II TRS .58%	24.00	0.00	0.00	24.00	0.00	2.41	0.00
10E935 2210 2170 00 000005	TITLE SIP TRS .58%	7.00	0.00	0.00	7.00	0.00	0.00	0.00
10E940 2210 2170 30 000000	ESSER TITLE TRS .58%	0.00	0.00	0.00	0.00	0.00	131.61	0.00
10E960 2210 2170 30 000000		545.00	0.00	18.43	526.57	0.00	1.15	3.38
10E965 2210 2170 30 000000	ESSER III TRS .58%	375.00	0.00	64.47	310.53	0.00	0.00	17.19
10E000 2210 2220 00 000000	IMP INST: HEALTH INSUR	28,600.00	2,383.26	18,849.40	9,750.60	0.00	12,551.30	65.91
10E902 2210 2220 30 000000	TITLE I HEALTH INSURANCE	3,800.00	0.00	0.00	3,800.00	0.00	0.00	0.00
10E902 2210 2220 30 105000	AD TITLE I HEALTH INS	0.00	345.10	2,070.60	-2,070.60	0.00	598.92	0.00
10E902 2210 2220 30 107000	JE TITLE I HEALTH INS	0.00	345.10	2,070.60	-2,070.60	0.00	598.92	0.00
10E902 2210 2220 30 108000	LI TITLE I HEALTH INS	0.00	345.10	2,070.60	-2,070.60	0.00	598.92	0.00
10E902 2210 2220 30 109000	LO TITLE I HEALTH INS	0.00	345.10	2,070.60	-2,070.60	0.00	598.92	0.00
10E902 2210 2220 30 110000	WA TITLE I HEALTH INS	0.00	345.10	2,070.60	-2,070.60	0.00	598.94	0.00
10E930 2210 2220 00 105000	AD TITLE I HEALTH INS	0.00	0.00	658.82	-658.82	0.00	3,137.20	0.00
10E930 2210 2220 00 107000	JE TITLE I HEALTH INS	0.00	0.00	658.82	-658.82	0.00	3,137.20	0.00
10E930 2210 2220 00 108000	LI TITLE I HEALTH INS	0.00	0.00	658.82	-658.82	0.00	3,137.20	0.00
10E930 2210 2220 00 109000	LO TITLE I HEALTH INS	0.00	0.00	658.82	-658.82	0.00	3,137.20	0.00
10E930 2210 2220 00 110000	WA TITLE I HEALTH INS	0.00	0.00	658.84	-658.84	0.00	3,137.40	0.00
10E930 2210 2220 30 000000	TITLE I: HEALTH INS	3,295.00	0.00	0.00	3,295.00	0.00	2,391.84	0.00
10E303 2210 2225 00 000001	3 CIRCLE AG GRANT TRS THIS	0.00	0.00	0.00	0.00	0.00	0.00	0.00
10E000 2210 2250 00 000000	IMP INST: INS .5% TRS	2,300.00	122.78	1,111.63	1,188.37	0.00	2,303.58	48.33
10E303 2210 2250 00 000001	HS 3 CIRCLE TRS HEALTH INS	80.00	3.84	17.28	62.72	0.00	51.52	21.60

Account Number	Account Level Description Account Number	2021-22 Original Budget	February 2021-22 Monthly Activity	2021-22 FYTD Activity	2021-22 Available Funds	Encumbered Amount	2020-21 FY Activity	2021-22 FYTD %
10	EDUCATIONAL FUND							
10E902 2210 2250 30 000000	TITLE I TRS HEALTH	1,900.00	0.00	0.00	1,900.00	0.00	0.00	0.00
10E902 2210 2250 30 105000	AD TITLE I TRS HEALTH INS	0.00	32.30	193.80	-193.80	0.00	-34.16	0.00
10E902 2210 2250 30 107000	JE TITLE I TRS HEALTH INS	0.00	32.30	193.80	-193.80	0.00	59.64	0.00
10E902 2210 2250 30 108000	LI TITLE I TRS HEALTH INS	0.00	32.30	193.80	-193.80	0.00	59.64	0.00
10E902 2210 2250 30 109000	LO TITLE I TRS HEALTH INS	0.00	32.30	193.80	-193.80	0.00	59.64	0.00
10E902 2210 2250 30 110000	WA TITLE I TRS HEALTH INS	0.00	32.34	194.05	-194.05	0.00	59.72	0.00
10E930 2210 2250 00 105000	AD TITLE I TRS HEALTH INS	0.00	0.00	0.00	0.00	0.00	471.27	0.00
10E930 2210 2250 00 107000	JE TITLE I TRS HEALTH INS	0.00	0.00	0.00	0.00	0.00	471.27	0.00
10E930 2210 2250 00 108000	LI TITLE I TRS HEALTH INS	0.00	0.00	0.00	0.00	0.00	471.27	0.00
10E930 2210 2250 00 109000	LO TITLE I TRS HEALTH INS	0.00	0.00	0.00	0.00	0.00	471.27	0.00
10E930 2210 2250 00 110000	WA TITLE I TRS HEALTH INS	0.00	0.00	0.00	0.00	0.00	471.29	0.00
10E930 2210 2250 30 000000	TITLE I: HEALT INS TRS .	0.00	0.00	0.00	0.00	0.00	378.96	0.00
10E930 2210 2250 30 105000	Title I TRS INS.-Summer Sch	0.00	0.00	0.00	0.00	0.00	11.84	0.00
10E930 2210 2250 30 107000	Title I TRS INS.-Summer Sch	0.00	0.00	0.00	0.00	0.00	47.95	0.00
10E930 2210 2250 30 108000	Title I TRS INS.-Summer Sch	0.00	0.00	0.00	0.00	0.00	47.47	0.00
10E930 2210 2250 30 109000	Title I TRS INS.-Summer Sch	0.00	0.00	0.00	0.00	0.00	57.62	0.00
10E930 2210 2250 30 110000	Title I TRS INS.-Summer Sch	0.00	0.00	0.00	0.00	0.00	47.47	0.00
10E935 2210 2250 00 000004	TITLE II TRS HEALTH	63.00	0.00	0.00	63.00	0.00	7.96	0.00
10E935 2210 2250 00 000005	TITLE SIP TRS THIS	18.00	0.00	0.00	18.00	0.00	0.00	0.00
10E940 2210 2250 30 000000	ESSER TRS HEALTH INS	0.00	0.00	0.00	0.00	0.00	492.97	0.00
10E960 2210 2250 30 000000		1,475.00	0.00	49.68	1,425.32	0.00	4.27	3.37
10E965 2210 2250 30 000000	ESSER III TRS THIS	1,010.00	0.00	174.07	835.93	0.00	0.00	17.23
10E000 2210 3140 00 000001	IMP INST: CONTRACTUAL	1,000.00	0.00	0.00	1,000.00	0.00	0.00	0.00
10E902 2210 3140 30 000000	TITLE I CONTRACTUAL/STIPEND	33,600.00	0.00	0.00	33,600.00	0.00	0.00	0.00
10E902 2210 3140 30 105000	ADAMS TITLE I CONTRACTUAL	0.00	0.00	0.00	0.00	0.00	1,076.00	0.00
10E902 2210 3140 30 107000	JEFFERSON TITLE I CONTRACTU	0.00	0.00	0.00	0.00	0.00	2,154.00	0.00
10E902 2210 3140 30 108000	LINCOLN TITLE I CONTRACTUAL	0.00	0.00	0.00	0.00	0.00	4,308.00	0.00
10E902 2210 3140 30 109000	Title I PURCHASE SERVICES	0.00	0.00	0.00	0.00	0.00	2,154.00	0.00
10E902 2210 3140 30 110000	WASHINGTON TITLE I CONTRACT	0.00	0.00	0.00	0.00	0.00	4,308.00	0.00
10E930 2210 3140 30 000000	TITLE I: CONTRACTUAL/STIPEN	9,500.00	0.00	0.00	9,500.00	0.00	0.00	0.00
10E930 2210 3140 30 105000	AD TITLE I PURCH SERV	0.00	0.00	864.00	-864.00	0.00	0.00	0.00
10E930 2210 3140 30 107000	JE TITLE I PURCH SERV	0.00	0.00	1,260.00	-1,260.00	0.00	500.00	0.00
10E930 2210 3140 30 108000	LI TITLE I PURCH SERV	0.00	0.00	2,196.00	-2,196.00	0.00	0.00	0.00
10E930 2210 3140 30 109000	LO TITLE I PURCH SERV	0.00	0.00	2,760.00	-2,760.00	0.00	0.00	0.00
10E930 2210 3140 30 110000	WA TITLE I PURCH SERV	0.00	483.05	2,823.05	-2,823.05	0.00	0.00	0.00
10E960 2210 3140 30 000000	ESSER II PURCHASED SERVICES	30,000.00	0.00	29,969.71	30.29	0.00	7,387.00	99.90
10E965 2210 3140 00 000000	ESSER III PURCHASE SERVICES	15,500.00	0.00	30,853.95	-15,353.95	0.00	0.00	199.06
10E000 2210 3190 00 000000	IMP INST: AMERICORPS	20,300.00	0.00	20,468.00	-168.00	0.00	13,905.20	100.83

Account Number	Account Level Description Account Number	2021-22 Original Budget	February 2021-22 Monthly Activity	2021-22 FYTD Activity	2021-22 Available Funds	Encumbered Amount	2020-21 FY Activity	2021-22 FYTD %
10	EDUCATIONAL FUND							
10E000 2210 3190 00 000001	Imp.Inst.-Conf.Reg.Fees	1,000.00	175.00	175.00	825.00	0.00	0.00	17.50
10E000 2210 3190 00 000002	Imp.Inst.-Contr.Services	15,000.00	0.00	2,175.90	12,824.10	0.00	13,426.99	14.51
10E935 2210 3190 00 000004	JH TITLE I 1003A PURCHASE S	6,000.00	0.00	1,804.73	4,195.27	0.00	3,750.00	30.08
10E935 2210 3190 00 000005	AD TITLE I 1003A PURHCASE S	3,000.00	0.00	240.63	2,759.37	0.00	500.00	8.02
10E935 2210 3190 00 000007	JE TITLE I 1003A PURCHASE S	0.00	0.00	0.00	0.00	0.00	0.00	0.00
10E936 2210 3190 00 000004	MJHS TITLE I SIP PUR.SERV.	0.00	0.00	0.00	0.00	0.00	0.00	0.00
10E936 2210 3190 00 000005	Title SIP Adams Purchase Se	0.00	0.00	0.00	0.00	0.00	0.00	0.00
10E940 2210 3190 30 000000	ESSER PURCHASE SERVICE	0.00	0.00	0.00	0.00	0.00	2,796.00	0.00
10E000 2210 3320 00 000000	IMP INST: TRAVEL	2,000.00	1,248.00	2,416.08	-1,664.08	1,248.00	175.00	120.80
10E303 2210 3320 00 000004	AG GRANT: TRAVEL/REGISTRATI	200.00	0.00	0.00	200.00	0.00	200.00	0.00
10E902 2210 3320 30 000000	TITLE I TRAVEL	0.00	0.00	0.00	0.00	0.00	0.00	0.00
10E902 2210 3320 30 105000	ADAMS TITLE I TRAVEL	0.00	0.00	0.00	0.00	0.00	0.00	0.00
10E902 2210 3320 30 107000	JEFFERSON TITLE I TRAVEL	0.00	0.00	0.00	0.00	0.00	0.00	0.00
10E902 2210 3320 30 108000	LINCOLN TITLE I TRAVEL	0.00	0.00	0.00	0.00	0.00	0.00	0.00
10E902 2210 3320 30 109000	LONGFELLOW TITLE I TRAVEL	0.00	0.00	0.00	0.00	0.00	0.00	0.00
10E902 2210 3320 30 110000	WASHINGTON TITLE I TRAVEL	0.00	0.00	0.00	0.00	0.00	0.00	0.00
10E930 2210 3320 30 000000	TITLE I: IMP INS TRAVEL	0.00	0.00	0.00	0.00	0.00	0.00	0.00
10E000 2210 4100 00 000000	IMP INST: SUPPLIES	2,000.00	0.00	953.05	100.95	946.00	1,089.71	47.65
10E902 2210 4100 30 105000	ADAMS TITLE I SUPPLIES	0.00	0.00	0.00	0.00	0.00	0.00	0.00
10E902 2210 4100 30 107000	JEFFERSON TITLE I SUPPLIES	0.00	0.00	0.00	0.00	0.00	0.00	0.00
10E902 2210 4100 30 108000	LINCOLN TITLE I SUPPLIES	0.00	0.00	0.00	0.00	0.00	0.00	0.00
10E902 2210 4100 30 109000	LONGFELLOW TITLE I SUPPLIES	0.00	0.00	0.00	0.00	0.00	0.00	0.00
10E902 2210 4100 30 110000	WASHINGTON TITLE I SUPPLIES	0.00	0.00	0.00	0.00	0.00	0.00	0.00
10E930 2210 4100 30 000000	TITLE I: IMPRV INST SUPL	0.00	0.00	0.00	0.00	0.00	0.00	0.00
10E000 2210 5400 00 000000	Imp of Instruction Capital	1,000.00	0.00	955.19	-854.19	899.00	0.00	95.52
10E000 2210 6400 00 000000	IMP INST: DUES/FEES	1,100.00	0.00	0.00	43.54	1,056.46	59.00	0.00
10E935 2211 2100 00 000005	TITLE SIP TRS	0.00	0.00	0.00	0.00	0.00	0.00	0.00
10E935 2211 2170 00 000005	TITLE SIP TRS .58%	0.00	0.00	0.00	0.00	0.00	0.00	0.00
10E935 2211 2250 00 000005	TITLE SIP TRS THIS	0.00	0.00	0.00	0.00	0.00	0.00	0.00
10E965 2220 1100 30 000000	ESSER III LEARNING LOSS SAL	0.00	0.00	4,008.00	-4,008.00	0.00	0.00	0.00
10E000 2222 4300 00 000004	MEDIA: GRANT-STATE LIBR	3,000.00	0.00	1,630.47	389.65	979.88	1,367.27	54.35
10E000 2222 4300 00 000005	Media: Kent State Univ. Gra	0.00	0.00	0.00	0.00	0.00	0.00	0.00
10E000 2222 4300 00 000006	FED BACK TO BOOKS GRANT	0.00	2,391.90	2,747.80	-2,747.80	0.00	0.00	0.00
10E000 2222 4300 00 000007	ISL ROAD TO RECOVERY GRANT	0.00	0.00	22,180.77	-23,604.91	1,424.14	0.00	0.00
10E105 2222 4300 00 000000	ADAMS MEDIA LIBRARY	1,000.00	0.00	916.39	0.00	83.61	1,003.58	91.64
10E107 2222 4300 00 000000	JEFFERSON MEDIA LIBRARY	2,100.00	0.00	1,876.96	-29.34	223.04	2,109.76	89.38
10E108 2222 4300 00 000000	LINCOLN MEDIA LIBRARY	3,700.00	0.00	3,204.24	-45.40	495.76	3,702.96	86.60
10E109 2222 4300 00 000000	LONGFELLOW MEDIA LIBRARY	2,400.00	0.00	2,221.40	-36.89	178.60	2,402.53	92.56

Account Number	Account Level Description Account Number	2021-22 Original Budget	February 2021-22 Monthly Activity	2021-22 FYTD Activity	2021-22 Available Funds	Encumbered Amount	2020-21 FY Activity	2021-22 FYTD %
10	EDUCATIONAL FUND							
10E110 2222 4300 00 000000	WASHINGTON MEDIA LIBRARY	3,300.00	0.00	2,791.69	-37.47	508.31	3,003.77	84.60
10E204 2222 4300 00 000000	JH MEDIA LIBRARY	7,500.00	370.80	3,176.97	4,029.49	293.54	7,589.02	42.36
10E204 2222 4300 00 000001	JH SNAPDRAGON BOOK GRANT	0.00	0.00	0.00	0.00	0.00	693.05	0.00
10E303 2222 4300 00 000000	HS MEDIA LIBRARY	8,500.00	2,629.58	7,004.42	35.21	1,161.70	7,950.06	82.40
10E000 2223 4900 00 000002	MEDIA: Follett Software-All	9,900.00	0.00	2,270.19	2,332.70	5,297.11	5,213.81	22.93
10E105 2223 4900 00 000000	ADAMS MEDIA AV	1,000.00	0.00	771.05	-26.46	228.52	1,095.68	77.11
10E107 2223 4900 00 000000	JEFFERSON MEDIA AV	700.00	0.00	489.37	1.05	207.04	736.64	69.91
10E108 2223 4900 00 000000	LINCOLN MEDIA AV	1,000.00	0.00	458.04	-6.16	534.43	998.18	45.80
10E109 2223 4900 00 000000	LONGFELLOW MEDIA AV	1,000.00	384.23	975.94	-16.50	21.78	972.54	97.59
10E110 2223 4900 00 000000	WASHINGTON MEDIA AV	1,000.00	0.00	384.19	-9.14	612.94	990.80	38.42
10E204 2223 4900 00 000000	JH MEDIA AV	2,000.00	641.30	1,770.21	229.79	0.00	1,666.77	88.51
10E303 2223 4900 00 000000	HS MEDIA AV	2,000.00	0.00	1,753.60	108.20	138.20	1,887.17	87.68
10E000 2225 1140 00 000000	TECH: SALARY	254,000.00	20,596.32	171,324.56	82,675.44	0.00	238,044.94	67.45
10E000 2225 2120 00 000000	TECH: IMRF	12,350.00	964.30	7,780.33	4,569.67	0.00	10,921.14	63.00
10E000 2225 2220 00 000000	TECH: HEALTH INSURANCE	32,000.00	2,631.04	20,809.12	11,190.88	0.00	31,646.48	65.03
10E000 2225 3190 00 000000	TECH: CONTRACTUAL	200,000.00	0.00	259,070.66	-99,230.66	40,160.00	159,104.24	129.54
10E000 2225 3320 00 000000	TECH: TRAVEL	4,000.00	0.00	1,697.53	2,710.67	0.00	145.00	42.44
10E000 2225 4100 00 000000	TECH: SUPPLIES	100,000.00	629.64	4,180.10	68,216.58	27,603.32	82,475.06	4.18
10E000 2225 5400 00 000000	TECH: CAP OUTLAY	15,000.00	0.00	15,298.87	-21,613.14	21,314.27	6,725.00	101.99
10E000 2225 5400 00 000001	TECH: CAP OUTLAY 2500+	7,500.00	0.00	0.00	7,500.00	0.00	0.00	0.00
10E000 2225 6400 00 000000	TECH: DUES/FEES	500.00	0.00	75.00	425.00	0.00	380.00	15.00
10E000 2230 3160 00 000001	TESTING: ELEM.	1,000.00	0.00	0.00	1,000.00	0.00	0.00	0.00
10E000 2230 3160 00 000002	TESTING; JUNIOR HI	2,000.00	0.00	0.00	2,000.00	0.00	0.00	0.00
10E000 2230 3160 00 000003	TESTING: HIGH SCHOOL	2,000.00	0.00	0.00	2,000.00	0.00	-761.00	0.00
10E902 2230 3190 30 000000	Assessment & Testing Pur. S	47,099.00	0.00	10,050.00	33,829.00	3,220.00	9,258.00	21.34
10E902 2230 3190 30 105000	ADAMS TITLE ASSESSMENT & TE	0.00	0.00	0.00	0.00	0.00	0.00	0.00
10E902 2230 3190 30 107000	JEFFER TITLE ASSESSMENT & T	0.00	0.00	0.00	0.00	0.00	0.00	0.00
10E902 2230 3190 30 108000	LINCOL TITLE ASSESSMENT & T	0.00	0.00	0.00	0.00	0.00	0.00	0.00
10E902 2230 3190 30 109000	LONGFE TITLE ASSESSMENT & T	0.00	0.00	0.00	0.00	0.00	0.00	0.00
10E902 2230 3190 30 110000	WASH TITLE ASSESSMENT & TES	0.00	0.00	0.00	0.00	0.00	0.00	0.00
10E930 2230 3190 30 000000	TITLE I ASSMT. & TESTING PS	12,900.00	0.00	0.00	12,900.00	0.00	9,145.00	0.00
10E930 2230 3190 30 105000	AD TITLE I PURCHASE SERVICE	0.00	0.00	1,045.00	-1,045.00	0.00	872.00	0.00
10E930 2230 3190 30 107000	JE TITLE I PURCHASE SERVICE	0.00	0.00	3,252.00	-3,252.00	0.00	4,960.00	0.00
10E930 2230 3190 30 108000	LI TITLE I PURCHASE SERVICE	0.00	0.00	2,500.00	-2,500.00	0.00	9,957.75	0.00
10E930 2230 3190 30 109000	LO TITLE I PURCHASE SERVICE	0.00	0.00	3,581.25	-3,581.25	0.00	6,827.50	0.00
10E930 2230 3190 30 110000	WA TITLE I PURCHASE SERVICE	0.00	0.00	2,500.00	-2,500.00	0.00	6,960.00	0.00
10E940 2230 3190 30 000000	ESSER GRANT ASSESSMENT TEST	0.00	0.00	0.00	0.00	0.00	249.00	0.00
10E965 2230 3190 00 000000	ESSER III PURCHASE SERVICES	76,125.00	0.00	0.00	25,375.00	50,750.00	0.00	0.00

Account Number	Account Level Description Account Number	2021-22 Original Budget	February 2021-22 Monthly Activity	2021-22 FYTD Activity	2021-22 Available Funds	Encumbered Amount	2020-21 FY Activity	2021-22 FYTD %
10	EDUCATIONAL FUND							
10E000 2230 4100 00 000000	TESTING: DISTRICT	5,000.00	0.00	0.00	5,000.00	0.00	0.00	0.00
10E000 2310 3190 00 000000	BD FINANCIAL MANAGEMENT SER	16,886.00	0.00	17,635.75	-749.75	0.00	16,495.50	104.44
10E000 2310 3320 00 000000	BD: TRAVEL	6,000.00	0.00	260.00	5,740.00	0.00	0.00	4.33
10E000 2310 3820 00 000000	BD: SUMMER YOUTH CAMPS INSU	6,500.00	0.00	216.00	6,284.00	0.00	216.00	3.32
10E000 2310 3900 00 000000	BD: OTHER	1,000.00	0.00	494.99	505.01	0.00	6,848.31	49.50
10E000 2310 4100 00 000000	BD: SUPPLIES	2,500.00	2,421.87	2,533.26	-33.26	0.00	2,463.49	101.33
10E000 2310 6400 00 000000	BD: DUES/FEES	15,000.00	0.00	12,671.52	2,328.48	0.00	11,837.00	84.48
10E000 2321 1110 00 000000	ADMIN: SALARY	213,109.00	17,642.38	142,539.04	70,569.96	0.00	205,542.24	66.89
10E000 2321 1150 00 000000	ADMIN: SALARY, SECRETARY	50,000.00	4,166.66	33,333.28	16,666.72	0.00	44,144.64	66.67
10E000 2321 2100 00 000000	ADMIN: TRS-R	4,599.00	0.00	4,598.15	0.85	0.00	4,455.02	99.98
10E000 2321 2110 00 000000	ADMIN: TRS 9%	21,077.00	1,744.84	14,097.19	6,979.81	0.00	20,328.24	66.88
10E000 2321 2120 00 000000	ADMIN: IMRF	2,500.00	196.34	1,570.71	929.29	0.00	2,080.08	62.83
10E000 2321 2170 00 000000	ADMIN: TRS .58%	1,359.00	112.94	912.50	446.50	0.00	1,315.91	67.14
10E000 2321 2220 00 000000	ADMIN: HEALTH INSUR	20,395.00	1,725.50	13,647.12	6,747.88	0.00	18,680.82	66.91
10E000 2321 2250 00 000000	ADMIN: HEALTH INS .5%	3,677.00	304.38	2,459.20	1,217.80	0.00	4,878.72	66.88
10E000 2321 3320 00 000000	ADMIN: TRAVEL	1,000.00	0.00	1,599.25	-599.25	0.00	832.50	159.93
10E000 2321 3900 00 000000	ADMIN: OTHER	1,155.00	0.00	2,311.07	-1,156.07	0.00	1,725.00	200.09
10E000 2321 4100 00 000000	ADMIN: SUPPLIES	0.00	0.00	0.00	0.00	0.00	0.00	0.00
10E000 2321 6400 00 000000	ADMIN: DUES/FEES	2,100.00	0.00	2,323.53	-223.53	0.00	1,706.09	110.64
10E000 2321 8000 00 000000	ADMIN: POST RETIREMENT	0.00	0.00	0.00	0.00	0.00	0.00	0.00
10E965 2330 1300 30 000000	ESSER III NIGHT SCH ADMIN	0.00	0.00	0.00	0.00	0.00	0.00	0.00
10E965 2330 2100 30 000000		0.00	0.00	0.00	0.00	0.00	0.00	0.00
10E965 2330 2110 30 000000		0.00	0.00	0.00	0.00	0.00	0.00	0.00
10E965 2330 2170 30 000000		0.00	0.00	0.00	0.00	0.00	0.00	0.00
10E965 2330 2250 30 000000		0.00	0.00	0.00	0.00	0.00	0.00	0.00
10E105 2410 1110 00 000000	ADAMS PRINCIPAL SALARY	93,810.00	7,765.16	63,133.30	30,676.70	0.00	88,311.30	67.30
10E107 2410 1110 00 000000	JEFFERSON PRINCIPAL SALARY	84,000.00	6,461.52	45,230.64	38,769.36	0.00	123,112.88	53.85
10E108 2410 1110 00 000000	LINCOLN PRINCIPAL SALARY	190,000.00	15,661.20	127,177.32	62,822.68	0.00	181,574.96	66.94
10E109 2410 1110 00 000000	LONGFELLOW PRINCIPAL SALARY	89,100.00	7,304.30	59,408.92	29,691.08	0.00	84,685.60	66.68
10E110 2410 1110 00 000000	WASHINGTON PRINCIPAL SALARY	175,100.00	14,421.42	117,331.28	57,768.72	0.00	167,275.87	67.01
10E204 2410 1110 00 000000	JH PRINCIPAL SALARY	257,000.00	14,850.18	121,246.08	135,753.92	0.00	270,669.28	47.18
10E303 2410 1110 00 000000	HIGH SCHOOL PRINCIPAL SALAR	373,600.00	31,777.00	255,191.08	118,408.92	0.00	367,199.52	68.31
10E105 2410 1150 00 000000	ADAMS PRINCIPAL SECRETARY	47,000.00	3,717.72	31,179.47	15,820.53	0.00	43,583.70	66.34
10E107 2410 1150 00 000000	JEFFERSON PRINCIPAL SECRETA	37,000.00	3,044.13	24,253.80	12,746.20	0.00	35,143.68	65.55
10E108 2410 1150 00 000000	LINCOLN PRINCIPAL SECRETARY	50,000.00	4,561.52	32,952.52	17,047.48	0.00	45,803.24	65.91
10E109 2410 1150 00 000000	LONGFELLOW PRINCIPAL SECRET	53,000.00	4,703.09	36,138.93	16,861.07	0.00	49,283.76	68.19
10E110 2410 1150 00 000000	WASHINGTON PRINCIPAL SECRET	41,000.00	3,233.58	26,556.51	14,443.49	0.00	37,661.12	64.77
10E204 2410 1150 00 000000	JH PRINCIPAL SECRETARY SALA	66,000.00	5,474.98	43,460.52	22,539.48	0.00	61,066.68	65.85

Account Number	Account Level Description Account Number	2021-22 Original Budget	February 2021-22 Monthly Activity	2021-22 FYTD Activity	2021-22 Available Funds	Encumbered Amount	2020-21 FY Activity	2021-22 FYTD %
10	EDUCATIONAL FUND							
10E303 2410 1150 00 000000	HS PRINCIPAL SECRETARY SALA	69,000.00	6,304.22	48,309.07	20,690.93	0.00	67,870.28	70.01
10E105 2410 1200 00 000000	ADAMS PRIN SUB SECRETARY	200.00	219.00	492.75	-292.75	0.00	0.00	246.38
10E107 2410 1200 00 000000	JEFFERSON PRIN SUB SECRETAR	200.00	0.00	0.00	200.00	0.00	0.00	0.00
10E108 2410 1200 00 000000	LINCOLN PRIN SUB SECRETARY	200.00	0.00	2,268.38	-2,068.38	0.00	20.00	1,134.19
10E109 2410 1200 00 000000	LONGFELLOW PRIN SUB SECRETA	200.00	0.00	0.00	200.00	0.00	0.00	0.00
10E110 2410 1200 00 000000	WASHINGTON PRIN SUB SECRETA	200.00	0.00	255.75	-55.75	0.00	0.00	127.88
10E204 2410 1200 00 000000	JH PRIN SUB SECRETARY	200.00	0.00	0.00	200.00	0.00	0.00	0.00
10E303 2410 1200 00 000000	HS PRINCIPAL SEC SUB SALARY	200.00	0.00	0.00	200.00	0.00	0.00	0.00
10E108 2410 1300 00 000000	LINCOLN PRINCIPAL EXTRA SAL	3,800.00	316.66	2,533.28	1,266.72	0.00	3,799.92	66.67
10E105 2410 2110 00 000000	ADAMS PRINCIPAL TRS	9,300.00	767.98	5,879.13	3,420.87	0.00	8,025.81	63.22
10E107 2410 2110 00 000000	JEFFERSON PRINCIPAL TRS	8,320.00	639.06	4,473.42	3,846.58	0.00	10,480.10	53.77
10E108 2410 2110 00 000000	LINCOLN PRINCIPAL TRS	19,200.00	1,580.22	11,309.02	7,890.98	0.00	15,351.20	58.90
10E109 2410 2110 00 000000	LONGFELLOW PRINCIPAL TRS	8,900.00	722.40	6,576.93	2,323.07	0.00	8,416.31	73.90
10E110 2410 2110 00 000000	WASHINGTON PRINCIPAL TRS	17,400.00	1,426.30	9,622.02	7,777.98	0.00	15,042.49	55.30
10E204 2410 2110 00 000000	JH PRINCIPAL TRS	25,500.00	1,468.70	12,577.09	12,922.91	0.00	25,545.57	49.32
10E303 2410 2110 00 000000	HS PRIN TRS 9%	37,000.00	2,387.42	19,514.76	17,485.24	0.00	27,142.56	52.74
10E105 2410 2120 00 000000	ADAMS PRINCIPAL IMRF	2,350.00	175.19	1,469.26	880.74	0.00	2,053.77	62.52
10E107 2410 2120 00 000000	JEFFERSON PRINCIPAL IMRF	1,850.00	143.43	1,142.75	707.25	0.00	1,655.90	61.77
10E108 2410 2120 00 000000	LINCOLN PRINCIPAL IMRF	2,500.00	212.68	1,550.44	949.56	0.00	2,158.29	62.02
10E109 2410 2120 00 000000	LONGFELLOW PRINCIPAL IMRF	2,650.00	221.61	1,702.84	947.16	0.00	2,322.24	64.26
10E110 2410 2120 00 000000	WASHINGTON PRINCIPAL IMRF	2,050.00	152.36	1,243.32	806.68	0.00	1,774.59	60.65
10E204 2410 2120 00 000000	JH PRINCIPAL IMRF	3,300.00	257.99	2,047.87	1,252.13	0.00	2,867.04	62.06
10E303 2410 2120 00 000000	HS PRINCIPAL IMRF	7,700.00	656.94	5,003.27	2,696.73	0.00	7,568.83	64.98
10E105 2410 2170 00 000000	ADAMS PRINCIPAL TRS .58	600.00	49.72	380.61	219.39	0.00	519.43	63.44
10E107 2410 2170 00 000000	JEFFERSON PRINCIPAL TRS .58	550.00	41.36	289.52	260.48	0.00	678.46	52.64
10E108 2410 2170 00 000000	LINCOLN PRINCIPAL TRS .58	1,250.00	102.28	732.00	518.00	0.00	993.80	58.56
10E109 2410 2170 00 000000	LONGFELLOW PRINCIPAL TRS .5	570.00	46.76	425.68	144.32	0.00	544.76	74.68
10E110 2410 2170 00 000000	WASHINGTON PRINCIPAL TRS .5	1,200.00	92.34	622.92	577.08	0.00	973.72	51.91
10E204 2410 2170 00 000000	JH PRINCIPAL TRS .58%	1,640.00	95.08	814.16	825.84	0.00	1,653.57	49.64
10E303 2410 2170 00 000000	HS PRINCIPAL TRS .58	2,400.00	154.53	1,263.18	1,136.82	0.00	1,756.98	52.63
10E105 2410 2220 00 000000	ADAMS PRINCIPAL HEALTH INS	45,958.00	2,104.34	24,251.29	21,706.71	0.00	41,463.38	52.77
10E107 2410 2220 00 000000	JEFFERSON PRINCIPAL HEALTH	0.00	0.00	0.00	0.00	0.00	15,003.88	0.00
10E108 2410 2220 00 000000	LINCOLN PRINCIPAL HEALTH IN	38,065.00	3,172.08	25,088.26	12,976.74	0.00	34,342.24	65.91
10E109 2410 2220 00 000000	LONGFELLOW PRINCIPAL HEALTH	36,500.00	3,041.02	24,051.68	12,448.32	0.00	32,923.14	65.90
10E110 2410 2220 00 000000	WASHINGTON PRINCIPAL HEALTH	35,300.00	2,942.28	23,270.72	12,029.28	0.00	31,853.94	65.92
10E204 2410 2220 00 000000	JH PRINCIPAL HEALTH INSURAN	37,100.00	3,091.32	24,449.48	12,650.52	0.00	55,806.02	65.90
10E303 2410 2220 00 000000	HS PRINCIPAL HEALTH INS	46,000.00	5,555.34	33,741.54	12,258.46	0.00	52,301.10	73.35
10E105 2410 2250 00 000000	ADAMS PRINCIPAL TRS HEALTH	1,700.00	133.98	1,025.65	674.35	0.00	1,926.10	60.33

Account Number	Account Level Description Account Number	2021-22 Original Budget	February 2021-22 Monthly Activity	2021-22 FYTD Activity	2021-22 Available Funds	Encumbered Amount	2020-21 FY Activity	2021-22 FYTD %
10	EDUCATIONAL FUND							
10E107 2410 2250 00 000000	JEFFERSON PRINCIPAL TRS HEA	1,500.00	111.48	780.36	719.64	0.00	2,515.20	52.02
10E108 2410 2250 00 000000	LINCOLN PRINCIPAL TRS HEALT	3,400.00	275.66	1,972.80	1,427.20	0.00	3,684.20	58.02
10E109 2410 2250 00 000000	LONGFELLOW PRINCIPAL TRS HE	1,550.00	126.02	1,262.33	287.67	0.00	2,019.92	81.44
10E110 2410 2250 00 000000	WASHINGTON PRINCIPAL TRS HE	3,100.00	248.82	1,678.56	1,421.44	0.00	3,610.04	54.15
10E204 2410 2250 00 000000	JH PRINCIPAL TRS HEALTH INS	4,450.00	256.20	2,290.03	2,159.97	0.00	6,131.06	51.46
10E303 2410 2250 00 000000	HS PRIN TRS HEALTH INS	6,500.00	416.47	3,404.22	3,095.78	0.00	6,514.10	52.37
10E105 2410 3320 00 000000	ADAMS PRINCIPAL TRAVEL	400.00	0.00	0.00	400.00	0.00	374.00	0.00
10E107 2410 3320 00 000000	JEFFERSON PRINCIPAL TRAVEL	400.00	0.00	590.75	-198.75	8.00	400.00	147.69
10E108 2410 3320 00 000000	LINCOLN PRINCIPAL TRAVEL	1,000.00	0.00	0.00	930.00	70.00	848.00	0.00
10E109 2410 3320 00 000000	LONGFELLOW PRINCIPAL TRAVEL	500.00	0.00	922.90	-811.90	389.00	250.00	184.58
10E110 2410 3320 00 000000	WASHINGTON PRINCIPAL TRAVEL	1,500.00	299.00	349.00	555.40	374.00	998.00	23.27
10E204 2410 3320 00 000000	JH PRINCIPAL TRAVEL	1,500.00	0.00	175.00	1,325.00	0.00	1,225.00	11.67
10E303 2410 3320 00 000000	HS PRINCIPAL TRAVEL	3,000.00	398.00	646.00	2,155.00	199.00	350.00	21.53
10E105 2410 4100 00 000000	ADAMS PRINCIPAL SUPPLIES	250.00	0.00	531.63	-281.63	0.00	54.66	212.65
10E107 2410 4100 00 000000	JEFFERSON PRINCIPAL SUPPLIE	250.00	0.00	0.00	250.00	0.00	0.00	0.00
10E108 2410 4100 00 000000	LINCOLN PRINCIPAL SUPPLIES	1,000.00	0.00	211.86	0.00	788.14	3,114.61	21.19
10E109 2410 4100 00 000000	LONGFELLOW PRINCIPAL SUPPLI	250.00	0.00	0.00	0.00	250.00	0.00	0.00
10E110 2410 4100 00 000000	WASHINGTON PRINCIPAL SUPPLI	250.00	0.00	0.00	250.00	0.00	54.71	0.00
10E204 2410 4100 00 000000	JH PRINCIPAL SUPPLIES	900.00	0.00	0.00	-263.92	1,163.92	0.00	0.00
10E303 2410 4100 00 000000	HS PRINCIPAL SUPPLIES	700.00	381.96	803.99	-103.99	0.00	234.60	114.86
10E105 2410 6400 00 000000	ADAMS PRINCIPAL DUES/FEES	700.00	0.00	0.00	700.00	0.00	399.00	0.00
10E107 2410 6400 00 000000	JEFFERSON PRINCIPAL DUES/FE	800.00	0.00	357.00	443.00	0.00	598.00	44.63
10E108 2410 6400 00 000000	LINCOLN PRINCIPAL DUES/FEES	1,200.00	0.00	818.00	382.00	0.00	1,048.00	68.17
10E109 2410 6400 00 000000	LONGFELLOW PRINCIPAL DUES/F	800.00	0.00	371.88	428.12	0.00	361.67	46.49
10E110 2410 6400 00 000000	WASHINGTON PRINCIPAL DUES/F	1,100.00	0.00	0.00	1,100.00	0.00	707.00	0.00
10E204 2410 6400 00 000000	JH PRINCIPAL DUES/FEES	1,200.00	0.00	718.00	482.00	0.00	1,035.15	59.83
10E303 2410 6400 00 000000	HS PRINCIPAL DUES/FEES	1,500.00	409.00	765.97	-56.55	790.58	1,075.21	51.06
10E204 2410 8000 00 000000	Post Retirement Pymts	0.00	0.00	0.00	0.00	0.00	0.00	0.00
10E303 2410 8000 00 000000	HS POST RETIREMENT	0.00	0.00	0.00	0.00	0.00	0.00	0.00
10E000 2510 1150 00 000000	BUS MAN: SALARY, SEC	86,774.00	7,231.10	57,848.80	28,925.20	0.00	80,592.18	66.67
10E000 2510 2120 00 000000	BUS MAN: IMRF	4,338.00	340.74	2,725.90	1,612.10	0.00	3,772.36	62.84
10E000 2510 2220 00 000000	BUS MAN: HEALTH INSUR	14,380.00	1,216.78	9,623.60	4,756.40	0.00	13,173.12	66.92
10E000 2510 3320 00 000000	BUS MAN: TRAVEL	0.00	2,709.82	2,709.82	-2,709.82	0.00	987.18	0.00
10E000 2510 3400 00 000000	BUS MAN: COM/POST	4,000.00	242.25	2,646.88	1,353.12	0.00	3,522.15	66.17
10E000 2510 3500 00 000000	BUS MAN: ADVERTISING	4,000.00	126.00	1,761.00	2,029.00	210.00	1,270.76	44.03
10E000 2510 3600 00 000000	BUS MAN: COPYING/DUPLIC.	1,500.00	200.00	200.00	1,100.00	0.00	544.87	13.33
10E000 2510 3900 00 000000	BUS MAN: OTHER	0.00	0.00	0.00	0.00	0.00	0.00	0.00
10E000 2510 4100 00 000000	BUS MAN: SUPPLIES	7,134.00	0.00	8,044.62	-1,891.09	998.39	14,105.26	112.76

Account Number	Account Level Description Account Number	2021-22 Original Budget	February 2021-22 Monthly Activity	2021-22 FYTD Activity	2021-22 Available Funds	Encumbered Amount	2020-21 FY Activity	2021-22 FYTD %
10	EDUCATIONAL FUND							
10E000 2510 5400 00 000000	BUS MAN: CAPITAL OUTLAY	1,700.00	0.00	1,686.45	-1,673.80	1,687.35	0.00	99.20
10E000 2510 6400 00 000000	BUS MAN: DUES/FEES	600.00	0.00	45.00	555.00	0.00	534.85	7.50
10E000 2520 1110 00 000000	Fiscal Serv: Salary	73,400.00	6,000.00	49,400.00	24,000.00	0.00	67,943.59	67.30
10E000 2520 2110 00 000000	FISCAL: TRS 9%	0.00	0.00	0.00	0.00	0.00	0.00	0.00
10E000 2520 2120 00 000000	FISCAL: IMRF	3,670.00	282.72	2,327.73	1,342.27	0.00	3,001.50	63.43
10E000 2520 2170 00 000000	FISCAL: TRS .58%	0.00	0.00	0.00	0.00	0.00	0.00	0.00
10E000 2520 2220 00 000000	FISCAL: HEALTH INSURANCE	13,700.00	1,157.26	9,185.81	4,514.19	0.00	12,768.18	67.05
10E000 2520 2250 00 000000	FISCAL: TRS HEALTH	0.00	0.00	0.00	0.00	0.00	0.00	0.00
10E000 2520 3170 00 000000	AUDIT	20,000.00	0.00	20,345.00	-345.00	0.00	18,325.00	101.73
10E000 2520 3190 00 000002	Skyward Acct. Software	34,000.00	0.00	37,307.97	-3,307.97	0.00	34,188.50	109.73
10E000 2520 3190 00 000004	Public School Works Fee	8,760.00	0.00	0.00	8,760.00	0.00	8,760.00	0.00
10E000 2520 3190 00 000005	BOND DISCLOSURE SERVICE	0.00	2,500.00	2,500.00	-2,500.00	0.00	0.00	0.00
10E000 2520 3320 00 000000	FISCAL: TRAVEL	2,000.00	0.00	560.04	1,439.96	0.00	0.00	28.00
10E000 2520 4100 00 000000	FISCAL: SUPPLIES	7,000.00	938.79	1,081.71	4,861.47	992.02	0.00	15.45
10E000 2520 6400 00 000000	FISCAL: DUES/FEES	1,000.00	0.00	0.00	1,000.00	0.00	0.00	0.00
10E000 2533 5230 03 020080	ARCHITECT MHS PHASE 4	0.00	0.00	0.00	0.00	0.00	0.00	0.00
10E965 2540 3190 30 000000		0.00	0.00	0.00	0.00	0.00	0.00	0.00
10E940 2540 4100 30 000000	Esser Grant General Supplie	0.00	0.00	0.00	0.00	0.00	2,158.72	0.00
10E965 2540 4100 30 000000	Esser III Supplies	0.00	21,171.54	21,171.54	-26,511.54	5,340.00	0.00	0.00
10E940 2540 5400 30 000000	Esser Grant Capital Outlay	0.00	0.00	0.00	0.00	0.00	98,684.93	0.00
10E965 2540 5400 30 000000	Esser III Capital Outlay	0.00	23,978.63	23,978.63	-23,978.63	0.00	0.00	0.00
10E000 2542 3190 00 000000	CRIMINAL BACKGROUND CHECKS	6,000.00	0.00	4,290.00	885.00	825.00	2,459.70	71.50
10E000 2545 3230 10 000000	DR ED: MAINT	600.00	0.00	53.91	546.09	0.00	293.20	8.99
10E000 2545 4100 10 000000	DR ED: SUPPLIES	3,000.00	93.93	1,861.17	1,138.83	0.00	2,480.76	62.04
10E000 2545 5400 10 000000	DR ED: CAP OUT	25,000.00	0.00	15,748.00	9,252.00	0.00	16,348.00	62.99
10E000 2560 1110 84 000000	FOOD SERV: SALARY, SUP	81,022.00	6,635.08	54,480.64	26,541.36	0.00	77,302.08	67.24
10E000 2560 1150 84 000000	FOOD SERV: SALARY, SEC	24,304.00	2,025.32	15,945.90	8,358.10	0.00	21,096.16	65.61
10E105 2560 1190 84 000000	ADAMS FOOD SERV COOKS SALAR	63,000.00	5,665.99	47,831.83	15,168.17	0.00	65,649.52	75.92
10E107 2560 1190 84 000000	JEFFERSON FOOD SERV COOKS S	52,000.00	5,881.80	32,959.90	19,040.10	0.00	35,878.60	63.38
10E108 2560 1190 84 000000	LINCOLN FOOD SERV COOKS SAL	96,000.00	8,050.26	55,338.40	40,661.60	0.00	86,532.17	57.64
10E109 2560 1190 84 000000	LONGFELLOW FOOD SERV COOKS	67,000.00	5,388.60	31,504.74	35,495.26	0.00	34,399.00	47.02
10E110 2560 1190 84 000000	WASHINGTON FOOD SERV COOKS	80,000.00	6,481.27	41,646.41	38,353.59	0.00	48,453.17	52.06
10E204 2560 1190 84 000000	JH COOK SALARY	104,000.00	9,401.57	63,287.66	40,712.34	0.00	93,947.45	60.85
10E303 2560 1190 84 000000	HS FOOD SERV COOKS SALARY	107,000.00	10,689.75	79,659.70	27,340.30	0.00	89,671.56	74.45
10E000 2560 1200 84 000000	FOOD SERV: SALARY, SUBS	3,000.00	0.00	3,542.50	-542.50	0.00	3,196.75	118.08
10E105 2560 1200 84 000000	ADAMS FOOD SERV SUB SALARY	1,000.00	72.00	980.00	20.00	0.00	0.00	98.00
10E107 2560 1200 84 000000	JEFFERSON FOOD SERV SUB SAL	5,000.00	372.00	372.00	4,628.00	0.00	923.00	7.44
10E108 2560 1200 84 000000	LINCOLN FOOD SERV SUB SALAR	13,000.00	0.00	1,993.75	11,006.25	0.00	9,608.00	15.34

Account Number	Account Level Description Account Number	2021-22 Original Budget	February 2021-22 Monthly Activity	2021-22 FYTD Activity	2021-22 Available Funds	Encumbered Amount	2020-21 FY Activity	2021-22 FYTD %
10	EDUCATIONAL FUND							
10E109 2560 1200 84 000000	LONGFELLOW FOOD SERV SUB SA	10,000.00	294.00	294.00	9,706.00	0.00	9,895.50	2.94
10E110 2560 1200 84 000000	WASHINGTON FOOD SERV SUB SA	12,000.00	0.00	11,055.00	945.00	0.00	12,908.19	92.13
10E204 2560 1200 84 000000	JH SUB COOK SALARY	5,000.00	4,362.00	23,012.63	-18,012.63	0.00	0.00	460.25
10E303 2560 1200 84 000000	HS FOOD SERV SUB COOK SALAR	20,000.00	1,029.00	4,029.63	15,970.37	0.00	10,235.13	20.15
10E105 2560 1300 84 000000	ADAMS FOOD SERV HOURLY SALA	1,500.00	75.37	970.99	529.01	0.00	148.06	64.73
10E107 2560 1300 84 000000	JEFFERSON FOOD SERV HOURLY	2,500.00	94.01	1,221.98	1,278.02	0.00	1,094.92	48.88
10E108 2560 1300 84 000000	LINCOLN FOOD SERV HOURLY SA	1,500.00	103.72	1,115.79	384.21	0.00	2,294.11	74.39
10E109 2560 1300 84 000000	LONGFELLOW FOOD SERV HOURL	1,200.00	0.00	403.20	796.80	0.00	480.73	33.60
10E110 2560 1300 84 000000	WASHINGTON FOOD SERV HOURLY	1,700.00	222.59	1,410.18	289.82	0.00	0.00	82.95
10E204 2560 1300 84 000000	JH FOOD SERVICE HOURLY	3,000.00	152.79	737.07	2,262.93	0.00	703.71	24.57
10E303 2560 1300 84 000000	HS FOOD SERV HOURLY SALARY	3,500.00	185.70	2,172.70	1,327.30	0.00	556.55	62.08
10E960 2560 1300 30 000000	ESSER II FOOD SERVICE SALAR	50,000.00	0.00	23,495.00	26,505.00	0.00	21,155.00	46.99
10E105 2560 1310 84 000000	ADAMS FOOD SERV OVERTIME SA	500.00	28.50	28.50	471.50	0.00	0.00	5.70
10E107 2560 1310 84 000000	JEFFERSON FOOD SERV OVERTIM	200.00	0.00	486.16	-286.16	0.00	0.00	243.08
10E108 2560 1310 84 000000	LINCOLN FOOD SERV OVERTIME	1,100.00	0.00	1,342.09	-242.09	0.00	0.00	122.01
10E109 2560 1310 84 000000	LONGFELLOW FOOD SERV OVERT	100.00	0.00	365.38	-265.38	0.00	0.00	365.38
10E110 2560 1310 84 000000	WASHINGTON FOOD SERV OVERTI	600.00	0.00	318.52	281.48	0.00	0.00	53.09
10E204 2560 1310 84 000000	JH FOOD SERVICE OVERTIME	3,000.00	173.14	663.03	2,336.97	0.00	0.00	22.10
10E303 2560 1310 84 000000	HS FOOD SERV OVERTIME SALAR	2,000.00	135.18	3,391.25	-1,391.25	0.00	152.00	169.56
10E000 2560 2120 84 000000	FOOD SERV: IMRF	5,500.00	408.08	3,324.23	2,175.77	0.00	4,636.54	60.44
10E105 2560 2120 84 000000	ADAMS FOOD SERV IMRF	3,250.00	271.88	2,300.96	949.04	0.00	3,100.60	70.80
10E107 2560 2120 84 000000	JEFFERSON FOOD SERV IMRF	2,800.00	281.58	1,633.54	1,166.46	0.00	1,647.33	58.34
10E108 2560 2120 84 000000	LINCOLN FOOD SERV IMRF	5,000.00	384.20	2,723.29	2,276.71	0.00	4,185.57	54.47
10E109 2560 2120 84 000000	LONGFELLOW FOOD SERV IMRF	2,700.00	253.91	1,520.75	1,179.25	0.00	1,643.65	56.32
10E110 2560 2120 84 000000	WASHINGTON FOOD SERV IMRF	4,100.00	315.89	2,043.91	2,056.09	0.00	2,215.06	49.85
10E204 2560 2120 84 000000	JH FOOD SERVICE IMRF	5,500.00	458.36	3,048.12	2,451.88	0.00	4,428.77	55.42
10E303 2560 2120 84 000000	HS FOOD SERV IMRF	5,625.00	518.83	3,959.25	1,665.75	0.00	4,267.43	70.39
10E960 2560 2120 30 000000		2,500.00	0.00	883.72	1,616.28	0.00	784.78	35.35
10E105 2560 2220 84 000000	ADAMS FOOD SERV HEALTH INS	31,000.00	2,104.34	16,643.42	14,356.58	0.00	22,782.56	53.69
10E107 2560 2220 84 000000	JEFFERSON FOOD SERV HEALTH	7,000.00	0.00	0.00	7,000.00	0.00	0.00	0.00
10E108 2560 2220 84 000000	LINCOLN FOOD SERV HEALTH IN	30,000.00	1,315.52	10,404.56	19,595.44	0.00	22,134.56	34.68
10E109 2560 2220 84 000000	LONGFELLOW FOOD SERV HEALT	21,000.00	657.76	5,800.24	15,199.76	0.00	18,261.56	27.62
10E110 2560 2220 84 000000	WASHINGTON FOOD SERV HEALTH	19,000.00	0.00	4,148.09	14,851.91	0.00	13,173.12	21.83
10E204 2560 2220 84 000000	JH FOOD SERVICE HEALTH	20,000.00	657.76	7,773.52	12,226.48	0.00	14,242.32	38.87
10E303 2560 2220 84 000000	HS FOOD SERV HEALTH INSURAN	47,000.00	3,550.92	24,904.93	22,095.07	0.00	37,778.64	52.99
10E000 2560 3190 84 000000	FOOD SERV: OTHER PURCHASED	10,000.00	0.00	2,228.75	7,771.25	0.00	3,760.96	22.29
10E000 2560 3190 84 000001	FOOD SERV: POS SYSTEM	11,000.00	0.00	0.00	3,102.00	0.00	8,243.00	0.00
10E105 2560 3190 84 000000	ADAMS FOOD SERV OTHER PURCH	250.00	0.00	0.00	250.00	0.00	0.00	0.00

Account Number	Account Level Description Account Number	2021-22 Original Budget	February 2021-22 Monthly Activity	2021-22 FYTD Activity	2021-22 Available Funds	Encumbered Amount	2020-21 FY Activity	2021-22 FYTD %
10	EDUCATIONAL FUND							
10E107 2560 3190 84 000000	JEFFERSON FOOD SERV OTHER P	1,000.00	0.00	0.00	1,000.00	0.00	0.00	0.00
10E108 2560 3190 84 000000	LINCOLN FOOD SERV OTHER PUR	250.00	0.00	0.00	250.00	0.00	0.00	0.00
10E109 2560 3190 84 000000	LONGFELLOW FOOD SERV OTHER	3,500.00	455.88	2,553.50	946.50	0.00	3,073.05	72.96
10E110 2560 3190 84 000000	WASHINGTON FOOD SERV OTHER	4,000.00	609.62	3,602.79	397.21	0.00	3,571.32	90.07
10E204 2560 3190 84 000000	JH FOOD SERV OTHER PURCHASE	250.00	0.00	0.00	250.00	0.00	0.00	0.00
10E303 2560 3190 84 000000	HS FOOD SERV PURCHASED SERV	250.00	0.00	0.00	250.00	0.00	16.00	0.00
10E000 2560 3230 84 000000	FOOD SERV: MAINT - REPR	2,000.00	1,533.09	1,533.09	36.06	430.85	232.78	76.65
10E105 2560 3230 84 000000	ADAMS FOOD SERV MAINT/REPAI	4,100.00	0.00	299.48	3,800.52	0.00	3,591.84	7.30
10E107 2560 3230 84 000000	JEFFERSON FOOD SERV MAINT/R	1,000.00	0.00	0.00	592.56	407.44	479.95	0.00
10E108 2560 3230 84 000000	LINCOLN FOOD SERV MAINT/REP	4,000.00	0.00	743.26	3,114.24	142.50	3,189.41	18.58
10E109 2560 3230 84 000000	LONGFELLOW FOOD SERV MAINT/	2,000.00	0.00	3,265.66	-1,265.66	0.00	910.65	163.28
10E110 2560 3230 84 000000	WASHINGTON FOOD SERV MAINT/	4,000.00	0.00	117.00	3,153.27	729.73	2,179.36	2.93
10E204 2560 3230 84 000000	JH FOOD SERV MAINTENANCE/RE	5,000.00	176.97	908.56	3,825.19	0.00	2,181.98	18.17
10E303 2560 3230 84 000000	HS FOOD SERV MAINT/REPAIR	10,000.00	146.25	2,914.65	6,573.30	0.00	3,689.79	29.15
10E000 2560 3320 84 000000	FOOD SERV: TRAVEL SUP/HD	900.00	0.00	0.00	900.00	0.00	37.20	0.00
10E105 2560 3320 84 000000	ADAMS FOOD SERV TRAVEL	600.00	0.00	0.00	600.00	0.00	355.50	0.00
10E107 2560 3320 84 000000	JEFFERSON FOOD SERV TRAVEL	200.00	0.00	0.00	200.00	0.00	193.25	0.00
10E108 2560 3320 84 000000	LINCOLN FOOD SERV TRAVEL	200.00	0.00	0.00	200.00	0.00	193.25	0.00
10E109 2560 3320 84 000000	LONGFELLOW FOOD SERV TRAVEL	200.00	0.00	0.00	200.00	0.00	193.25	0.00
10E110 2560 3320 84 000000	WASHINGTON FOOD SERV TRAVEL	600.00	0.00	0.00	600.00	0.00	324.37	0.00
10E204 2560 3320 84 000000	JH FOOD SERV TRAVEL	0.00	0.00	0.00	0.00	0.00	0.00	0.00
10E303 2560 3320 84 000000	HS FOOD SERV TRAVEL	500.00	0.00	0.00	500.00	0.00	482.25	0.00
10E000 2560 4100 84 000000	FOOD SERV: SUPPLIES	59,000.00	7,168.80	37,020.04	18,732.22	3,247.74	59,860.04	62.75
10E105 2560 4100 84 000000	ADAMS FOOD SERV SUPPLIES	40,000.00	5,367.40	39,892.22	-2,452.15	0.00	32,829.16	99.73
10E107 2560 4100 84 000000	JEFFERSON FOOD SERV SUPPLIE	50,000.00	11,084.80	51,232.15	-1,914.87	0.00	42,576.70	102.46
10E108 2560 4100 84 000000	LINCOLN FOOD SERV SUPPLIES	65,000.00	13,465.84	80,724.45	-22,550.31	0.00	63,581.97	124.19
10E109 2560 4100 84 000000	LONGFELLOW FOOD SERV SUPPLI	50,000.00	7,592.92	48,713.87	1,286.13	0.00	34,789.25	97.43
10E110 2560 4100 84 000000	WASHINGTON FOOD SERV SUPPLI	70,000.00	18,077.69	97,076.98	-30,187.31	0.00	55,624.26	138.68
10E204 2560 4100 84 000000	JH FOOD SERVICE SUPPLIES	110,000.00	17,622.47	95,333.60	7,139.05	0.00	33,305.38	86.67
10E303 2560 4100 84 000000	HS FOOD SERV SUPPLIES	160,000.00	18,767.84	117,136.39	36,343.82	81.29	48,610.50	73.21
10E000 2560 4150 84 000000	FOOD SERV: FREIGHT	0.00	0.00	0.00	0.00	0.00	0.00	0.00
10E105 2560 4150 84 000000	ADAMS FOOD SERV COMMODITY F	0.00	0.00	0.00	0.00	0.00	0.00	0.00
10E107 2560 4150 84 000000	JEFFESON FOOD SERV COMMODIT	0.00	0.00	0.00	0.00	0.00	0.00	0.00
10E108 2560 4150 84 000000	LINCOLN FOOD SERV COMMODITY	0.00	0.00	0.00	0.00	0.00	0.00	0.00
10E109 2560 4150 84 000000	LONGFELLOW FOOD SERV COMMOD	0.00	0.00	0.00	0.00	0.00	0.00	0.00
10E110 2560 4150 84 000000	WASHINGTON FOOD SERV COMMOD	0.00	0.00	0.00	0.00	0.00	0.00	0.00
10E204 2560 4150 84 000000	JH FOOD SERV FREIGHT	0.00	0.00	0.00	0.00	0.00	0.00	0.00
10E303 2560 4150 84 000000	HS FOOD SERV COMMOD FREIGHT	0.00	0.00	0.00	0.00	0.00	0.00	0.00

Account Number	Account Level Description Account Number	2021-22 Original Budget	February 2021-22 Monthly Activity	2021-22 FYTD Activity	2021-22 Available Funds	Encumbered Amount	2020-21 FY Activity	2021-22 FYTD %
10	EDUCATIONAL FUND							
10E000 2560 5400 84 000000	Food Service Equipment	1,500.00	1,211.52	6,906.30	-5,406.30	0.00	0.00	460.42
10E105 2560 5400 84 000000	ADAMS FOOD SERV EQUIPMENT	1,000.00	0.00	0.00	1,000.00	0.00	0.00	0.00
10E107 2560 5400 84 000000	JEFFERSON FOOD SERV EQUIPME	4,000.00	0.00	0.00	4,000.00	0.00	3,950.00	0.00
10E108 2560 5400 84 000000	LINCOLN FOOD SERV EQUIPMENT	4,000.00	0.00	0.00	4,000.00	0.00	3,950.00	0.00
10E109 2560 5400 84 000000	LONGFELLOW FOOD SERV EQUIPM	1,000.00	0.00	0.00	1,000.00	0.00	0.00	0.00
10E110 2560 5400 84 000000	WASHINGTON FOOD SERV EQUIPM	4,000.00	0.00	0.00	4,000.00	0.00	3,950.00	0.00
10E204 2560 5400 84 000000	JH FOOD SERV CAPITAL OUTLAY	15,000.00	0.00	0.00	15,000.00	0.00	3,950.00	0.00
10E303 2560 5400 84 000000	HS FOOD SERV CAPITAL OUTLAY	25,000.00	0.00	0.00	12,270.14	0.00	0.00	0.00
10E000 2560 6400 84 000000	FOOD SERV: DUES/FEES	550.00	0.00	0.00	550.00	0.00	152.50	0.00
10E105 2560 6400 84 000000	ADAMS FOOD SERV DUES/FEES	0.00	0.00	0.00	0.00	0.00	0.00	0.00
10E107 2560 6400 84 000000	JEFFERSON FOOD SERV DUES/FE	0.00	0.00	0.00	0.00	0.00	3,249.15	0.00
10E108 2560 6400 84 000000	LINCOLN FOOD SERV DUES/FEES	0.00	0.00	0.00	0.00	0.00	5,029.34	0.00
10E109 2560 6400 84 000000	LONGFELLOW FOOD SERV DUES/F	0.00	0.00	0.00	0.00	0.00	0.00	0.00
10E110 2560 6400 84 000000	WASHINGTON FOOD SERV DUES/F	0.00	0.00	0.00	0.00	0.00	0.00	0.00
10E204 2560 6400 84 000000	JH FOOD SERV DUES/FEES	0.00	0.00	1,883.83	-1,883.83	0.00	0.00	0.00
10E303 2560 6400 84 000000	HS FOOD SERV DUES/FEES	0.00	0.00	0.00	0.00	0.00	0.00	0.00
10E000 2900 1120 00 000000	LOCAL HOMELESS SALARY	16,175.00	1,347.90	8,087.40	8,087.60	0.00	0.00	50.00
10E902 2900 1120 30 000000	Homeless Title I	24,331.00	0.00	0.00	24,331.00	0.00	0.00	0.00
10E902 2900 1120 30 105000	AD TITILE I HOMELESS	0.00	405.50	2,433.00	-2,433.00	0.00	0.00	0.00
10E902 2900 1120 30 107000	JE TITILE I HOMELESS	0.00	405.50	2,433.00	-2,433.00	0.00	0.00	0.00
10E902 2900 1120 30 108000	LI TITILE I HOMELESS	0.00	405.50	2,433.00	-2,433.00	0.00	0.00	0.00
10E902 2900 1120 30 109000	LO TITILE I HOMELESS	0.00	405.50	2,433.00	-2,433.00	0.00	0.00	0.00
10E902 2900 1120 30 110000	WA TITILE I HOMELESS	0.00	405.54	2,433.24	-2,433.24	0.00	0.00	0.00
10E902 2900 1200 30 000000	TITLE I HOMELESS AIDE	0.00	0.00	0.00	0.00	0.00	0.00	0.00
10E902 2900 1200 30 105000	ADAMS TITLE I HOMELESS SALA	0.00	0.00	0.00	0.00	0.00	0.00	0.00
10E902 2900 1200 30 107000	JEFFER TITLE I HOMELESS SAL	0.00	0.00	0.00	0.00	0.00	0.00	0.00
10E902 2900 1200 30 108000	LINCOL TITLE I HOMELESS SAL	0.00	0.00	0.00	0.00	0.00	0.00	0.00
10E902 2900 1200 30 109000	LONGFE TITLE I HOMELESS SAL	0.00	0.00	0.00	0.00	0.00	0.00	0.00
10E902 2900 1200 30 110000	WASHIN TITLE I HOMELESS SAL	0.00	0.00	0.00	0.00	0.00	0.00	0.00
10E930 2900 1200 30 105000	AD TITLE I HOMELESS	0.00	0.00	0.00	0.00	0.00	4,867.24	0.00
10E930 2900 1200 30 107000	JE TITLE I HOMELESS	0.00	0.00	0.00	0.00	0.00	4,867.24	0.00
10E930 2900 1200 30 108000	LI TITLE I HOMELESS	0.00	0.00	0.00	0.00	0.00	4,867.24	0.00
10E930 2900 1200 30 109000	LO TITLE I HOMELESS	0.00	0.00	0.00	0.00	0.00	4,867.24	0.00
10E930 2900 1200 30 110000	WA TITLE I HOMELESS	0.00	0.00	0.00	0.00	0.00	4,867.24	0.00
10E902 2900 2100 30 105000		0.00	45.94	275.64	-275.64	0.00	0.00	0.00
10E902 2900 2100 30 107000		0.00	45.94	275.64	-275.64	0.00	0.00	0.00
10E902 2900 2100 30 108000		0.00	45.94	275.64	-275.64	0.00	0.00	0.00
10E902 2900 2100 30 109000		0.00	45.94	275.64	-275.64	0.00	0.00	0.00

Account Number	Account Level Description Account Number	2021-22 Original Budget	February 2021-22 Monthly Activity	2021-22 FYTD Activity	2021-22 Available Funds	Encumbered Amount	2020-21 FY Activity	2021-22 FYTD %
10	EDUCATIONAL FUND							
10E902 2900 2100 30 110000		0.00	45.96	275.76	-275.76	0.00	0.00	0.00
10E000 2900 2110 00 000000		0.00	133.34	800.04	-800.04	0.00	0.00	0.00
10E902 2900 2110 30 105000		0.00	40.10	240.60	-240.60	0.00	0.00	0.00
10E902 2900 2110 30 107000		0.00	40.10	240.60	-240.60	0.00	0.00	0.00
10E902 2900 2110 30 108000		0.00	40.10	240.60	-240.60	0.00	0.00	0.00
10E902 2900 2110 30 109000		0.00	40.10	240.60	-240.60	0.00	0.00	0.00
10E902 2900 2110 30 110000		0.00	40.10	240.60	-240.60	0.00	0.00	0.00
10E902 2900 2120 30 105000	AD TITLE I IMRF	0.00	0.00	0.00	0.00	0.00	0.00	0.00
10E902 2900 2120 30 107000	JE TITLE I IMRF	0.00	0.00	0.00	0.00	0.00	0.00	0.00
10E902 2900 2120 30 108000	LI TITLE I IMRF	0.00	0.00	0.00	0.00	0.00	0.00	0.00
10E902 2900 2120 30 109000	LO TITLE I IMRF	0.00	0.00	0.00	0.00	0.00	0.00	0.00
10E902 2900 2120 30 110000	WA TITLE I IMRF	0.00	0.00	0.00	0.00	0.00	0.00	0.00
10E930 2900 2120 30 000000	TITLE I IMRF	0.00	0.00	0.00	0.00	0.00	0.00	0.00
10E930 2900 2120 30 105000	AD TITLE I IMRF	0.00	0.00	0.00	0.00	0.00	229.34	0.00
10E930 2900 2120 30 107000	JE TITLE I IMRF	0.00	0.00	0.00	0.00	0.00	229.34	0.00
10E930 2900 2120 30 108000	LI TITLE I IMRF	0.00	0.00	0.00	0.00	0.00	229.34	0.00
10E930 2900 2120 30 109000	LO TITLE I IMRF	0.00	0.00	0.00	0.00	0.00	229.34	0.00
10E930 2900 2120 30 110000	WA TITLE I IMRF	0.00	0.00	0.00	0.00	0.00	229.39	0.00
10E000 2900 2170 00 000000		0.00	8.64	51.84	-51.84	0.00	0.00	0.00
10E902 2900 2170 30 105000		0.00	2.60	15.60	-15.60	0.00	0.00	0.00
10E902 2900 2170 30 107000		0.00	2.60	15.60	-15.60	0.00	0.00	0.00
10E902 2900 2170 30 108000		0.00	2.60	15.60	-15.60	0.00	0.00	0.00
10E902 2900 2170 30 109000		0.00	2.60	15.60	-15.60	0.00	0.00	0.00
10E902 2900 2170 30 110000		0.00	2.60	15.60	-15.60	0.00	0.00	0.00
10E902 2900 2220 30 105000		0.00	90.80	635.60	-635.60	0.00	0.00	0.00
10E902 2900 2220 30 107000		0.00	90.80	635.60	-635.60	0.00	0.00	0.00
10E902 2900 2220 30 108000		0.00	90.80	635.60	-635.60	0.00	0.00	0.00
10E902 2900 2220 30 109000		0.00	90.80	635.60	-635.60	0.00	0.00	0.00
10E902 2900 2220 30 110000		0.00	90.78	635.52	-635.52	0.00	0.00	0.00
10E000 2900 2250 00 000000		0.00	23.24	139.44	-139.44	0.00	0.00	0.00
10E902 2900 2250 30 105000		0.00	7.00	42.00	-42.00	0.00	0.00	0.00
10E902 2900 2250 30 107000		0.00	7.00	42.00	-42.00	0.00	0.00	0.00
10E902 2900 2250 30 108000		0.00	7.00	42.00	-42.00	0.00	0.00	0.00
10E902 2900 2250 30 109000		0.00	7.00	42.00	-42.00	0.00	0.00	0.00
10E902 2900 2250 30 110000		0.00	7.00	42.00	-42.00	0.00	0.00	0.00
10E902 2900 4100 30 000000	TITLE I: HOMESLESS SUPPLIE	4,000.00	0.00	0.00	4,000.00	0.00	275.14	0.00
10E902 2900 4100 30 105000	ADAMS TITLE I HOMELESS SUPP	0.00	0.00	0.00	0.00	0.00	0.00	0.00
10E902 2900 4100 30 107000	JEF TITLE I HOMELESS SUPPLI	0.00	0.00	0.00	0.00	0.00	0.00	0.00

Account Number	Account Level Description Account Number	2021-22 Original Budget	February 2021-22 Monthly Activity	2021-22 FYTD Activity	2021-22 Available Funds	Encumbered Amount	2020-21 FY Activity	2021-22 FYTD %
10	EDUCATIONAL FUND							
10E902 2900 4100 30 108000	LIN TITLE I HOMELESS SUPPLI	0.00	0.00	0.00	0.00	0.00	0.00	0.00
10E902 2900 4100 30 109000	LONG TITLE I HOMELESS SUPPL	0.00	0.00	0.00	0.00	0.00	0.00	0.00
10E902 2900 4100 30 110000	WASH TITLE I HOMELESS SUPPL	0.00	0.00	0.00	0.00	0.00	0.00	0.00
10E930 2900 4100 30 000000	TITLE I: HOMELESS SUPPLIES	1,150.00	0.00	200.00	950.00	0.00	39.50	17.39
10E930 2900 4100 30 105000	AD TITLE HOMELESS SUPPLIES	0.00	0.00	0.00	0.00	0.00	500.00	0.00
10E930 2900 4100 30 107000	JE TITLE HOMELESS SUPPLIES	0.00	0.00	0.00	0.00	0.00	1,000.03	0.00
10E930 2900 4100 30 108000	LI TITLE HOMELESS SUPPLIES	0.00	0.00	182.23	-182.23	0.00	732.41	0.00
10E930 2900 4100 30 109000	LO TITLE HOMELESS SUPPLIES	0.00	0.00	950.00	-950.00	0.00	0.00	0.00
10E930 2900 4100 30 110000	WA TITLE HOMELESS SUPPLIES	0.00	0.00	0.00	0.00	0.00	248.25	0.00
10E902 3900 1140 30 000000	TITLE I COM SERVICE SALARY	35,303.00	0.00	0.00	35,303.00	0.00	0.00	0.00
10E902 3900 1140 30 105000	ADAMS TITLE I COM SER SAL	0.00	428.54	2,571.23	-2,571.23	0.00	0.00	0.00
10E902 3900 1140 30 107000	JEFF TITLE I COM SER SAL	0.00	428.54	2,571.23	-2,571.23	0.00	0.00	0.00
10E902 3900 1140 30 108000	LINC TITLE I COM SER SAL	0.00	428.54	2,571.23	-2,571.23	0.00	0.00	0.00
10E902 3900 1140 30 109000	LONG TITLE I COM SER SAL	0.00	428.54	2,571.23	-2,571.23	0.00	0.00	0.00
10E902 3900 1140 30 110000	WASH TITLE I COM SER SAL	0.00	428.56	2,571.43	-2,571.43	0.00	0.00	0.00
10E930 3900 1140 30 000000	TITLE I: COM. SERV SAL	5,700.00	0.00	0.00	5,700.00	0.00	0.00	0.00
10E930 3900 1140 30 105000	AD TITLE SALARY	0.00	0.00	1,139.76	-1,139.76	0.00	3,419.28	0.00
10E930 3900 1140 30 107000	JE TITLE SALARY	0.00	0.00	1,139.76	-1,139.76	0.00	3,419.28	0.00
10E930 3900 1140 30 108000	LI TITLE SALARY	0.00	0.00	1,139.76	-1,139.76	0.00	3,419.28	0.00
10E930 3900 1140 30 109000	LO TITLE SALARY	0.00	0.00	1,139.76	-1,139.76	0.00	3,419.28	0.00
10E930 3900 1140 30 110000	WA TITLE SALARY	0.00	0.00	1,139.68	-1,139.68	0.00	3,419.04	0.00
10E902 3900 2100 30 000000	TITLE I FED TRS	4,000.00	0.00	0.00	4,000.00	0.00	0.00	0.00
10E902 3900 2100 30 105000	AD TITLE I FED TRS	0.00	48.56	291.35	-291.35	0.00	0.00	0.00
10E902 3900 2100 30 107000	JE TITLE I FED TRS	0.00	48.56	291.35	-291.35	0.00	0.00	0.00
10E902 3900 2100 30 108000	LI TITLE I FED TRS	0.00	48.56	291.35	-291.35	0.00	0.00	0.00
10E902 3900 2100 30 109000	LO TITLE I FED TRS	0.00	48.56	291.35	-291.35	0.00	0.00	0.00
10E902 3900 2100 30 110000	WA TITLE I FED TRS	0.00	48.48	290.97	-290.97	0.00	0.00	0.00
10E930 3900 2100 30 000000	TITLE I FED TRS	0.00	0.00	0.00	0.00	0.00	0.00	0.00
10E930 3900 2100 30 105000		0.00	0.00	0.00	0.00	0.00	391.20	0.00
10E930 3900 2100 30 107000		0.00	0.00	0.00	0.00	0.00	391.20	0.00
10E930 3900 2100 30 108000		0.00	0.00	0.00	0.00	0.00	391.20	0.00
10E930 3900 2100 30 109000		0.00	0.00	0.00	0.00	0.00	391.20	0.00
10E930 3900 2100 30 110000		0.00	0.00	0.00	0.00	0.00	390.84	0.00
10E902 3900 2110 30 000000	TITLE I 9.4% TRS	3,500.00	0.00	0.00	3,500.00	0.00	0.00	0.00
10E902 3900 2110 30 105000	AD TITLE I TRS	0.00	42.38	254.29	-254.29	0.00	0.00	0.00
10E902 3900 2110 30 107000	JE TITLE I TRS	0.00	42.38	254.29	-254.29	0.00	0.00	0.00
10E902 3900 2110 30 108000	LI TITLE I TRS	0.00	42.38	254.29	-254.29	0.00	0.00	0.00
10E902 3900 2110 30 109000	LO TITLE I TRS	0.00	42.38	254.29	-254.29	0.00	0.00	0.00

Account Number	Account Level Description Account Number	2021-22 Original Budget	February 2021-22 Monthly Activity	2021-22 FYTD Activity	2021-22 Available Funds	Encumbered Amount	2020-21 FY Activity	2021-22 FYTD %
10	EDUCATIONAL FUND							
10E902 3900 2110 30 110000	WA TITLE I TRS	0.00	42.42	254.42	-254.42	0.00	0.00	0.00
10E930 3900 2110 30 000000	TITLE I 9% TRS	0.00	0.00	0.00	0.00	0.00	0.00	0.00
10E930 3900 2110 30 105000		0.00	0.00	0.00	0.00	0.00	450.88	0.00
10E930 3900 2110 30 107000		0.00	0.00	0.00	0.00	0.00	450.88	0.00
10E930 3900 2110 30 108000		0.00	0.00	0.00	0.00	0.00	450.88	0.00
10E930 3900 2110 30 109000		0.00	0.00	0.00	0.00	0.00	450.88	0.00
10E930 3900 2110 30 110000		0.00	0.00	0.00	0.00	0.00	450.88	0.00
10E902 3900 2170 30 000000	TITLE I: .58% TRS	226.00	0.00	0.00	226.00	0.00	0.00	0.00
10E902 3900 2170 30 105000	AD TITLE I .58% TRS	0.00	2.74	16.44	-16.44	0.00	0.00	0.00
10E902 3900 2170 30 107000	JE TITLE I .58% TRS	0.00	2.74	16.44	-16.44	0.00	0.00	0.00
10E902 3900 2170 30 108000	LI TITLE I .58% TRS	0.00	2.74	16.44	-16.44	0.00	0.00	0.00
10E902 3900 2170 30 109000	LO TITLE I .58% TRS	0.00	2.74	16.44	-16.44	0.00	0.00	0.00
10E902 3900 2170 30 110000	WA TITLE I .58% TRS	0.00	2.78	16.67	-16.67	0.00	0.00	0.00
10E930 3900 2170 30 000000	TITLE I .58% TRS	0.00	0.00	0.00	0.00	0.00	0.00	0.00
10E930 3900 2170 30 105000		0.00	0.00	0.00	0.00	0.00	29.14	0.00
10E930 3900 2170 30 107000		0.00	0.00	0.00	0.00	0.00	29.14	0.00
10E930 3900 2170 30 108000		0.00	0.00	0.00	0.00	0.00	29.14	0.00
10E930 3900 2170 30 109000		0.00	0.00	0.00	0.00	0.00	29.14	0.00
10E930 3900 2170 30 110000		0.00	0.00	0.00	0.00	0.00	29.35	0.00
10E902 3900 2220 30 105000		0.00	65.78	394.68	-394.68	0.00	0.00	0.00
10E902 3900 2220 30 107000		0.00	65.78	394.68	-394.68	0.00	0.00	0.00
10E902 3900 2220 30 108000		0.00	65.78	394.68	-394.68	0.00	0.00	0.00
10E902 3900 2220 30 109000		0.00	65.78	394.68	-394.68	0.00	0.00	0.00
10E902 3900 2220 30 110000		0.00	65.74	394.44	-394.44	0.00	0.00	0.00
10E930 3900 2220 30 000000	TITLE I: HEALTH INSURANCE	0.00	0.00	0.00	0.00	0.00	0.00	0.00
10E902 3900 2250 30 000000	TITLE I THIS INS	610.00	0.00	0.00	610.00	0.00	0.00	0.00
10E902 3900 2250 30 105000	AD TITLE I TRS HEALTH INS	0.00	7.40	44.39	-44.39	0.00	0.00	0.00
10E902 3900 2250 30 107000	JE TITLE I TRS HEALTH INS	0.00	7.40	44.39	-44.39	0.00	0.00	0.00
10E902 3900 2250 30 108000	LI TITLE I TRS HEALTH INS	0.00	7.40	44.39	-44.39	0.00	0.00	0.00
10E902 3900 2250 30 109000	LO TITLE I TRS HEALTH INS	0.00	7.40	44.39	-44.39	0.00	0.00	0.00
10E902 3900 2250 30 110000	WA TITLE I TRS HEALTH INS	0.00	7.34	44.12	-44.12	0.00	0.00	0.00
10E930 3900 2250 30 000000	TITLE I TRS HEALTH	0.00	0.00	0.00	0.00	0.00	0.00	0.00
10E930 3900 2250 30 105000		0.00	0.00	0.00	0.00	0.00	108.18	0.00
10E930 3900 2250 30 107000		0.00	0.00	0.00	0.00	0.00	108.18	0.00
10E930 3900 2250 30 108000		0.00	0.00	0.00	0.00	0.00	108.18	0.00
10E930 3900 2250 30 109000		0.00	0.00	0.00	0.00	0.00	108.18	0.00
10E930 3900 2250 30 110000		0.00	0.00	0.00	0.00	0.00	108.30	0.00
10E000 3901 1140 00 000000	AFTERCATS SALARY	0.00	888.00	4,712.75	-4,712.75	0.00	5,901.75	0.00

Account Number	Account Level Description Account Number	2021-22 Original Budget	February 2021-22 Monthly Activity	2021-22 FYTD Activity	2021-22 Available Funds	Encumbered Amount	2020-21 FY Activity	2021-22 FYTD %
10	EDUCATIONAL FUND							
10E105 3901 1140 00 000000	ADAMS AFTERCATS SALARY	17,000.00	641.49	2,636.93	14,363.07	0.00	4,948.00	15.51
10E107 3901 1140 00 000000	JEFFERSON AFTERCATS SALARY	16,000.00	1,519.90	5,859.95	10,140.05	0.00	10,008.21	36.62
10E108 3901 1140 00 000000	LINCOLN AFTERCATS SALARY	25,000.00	2,672.88	13,326.88	11,673.12	0.00	12,252.69	53.31
10E109 3901 1140 00 000000	LONGFELLOW AFTERCATS SALARY	18,000.00	2,638.23	13,066.77	4,933.23	0.00	12,629.84	72.59
10E110 3901 1140 00 000000	WASHINGTON AFTERCATS SALARY	23,000.00	1,854.20	9,298.01	13,701.99	0.00	9,359.26	40.43
10E204 3901 1140 00 000000	JH AFTERCATS SALARY	8,500.00	1,180.25	5,987.53	2,512.47	0.00	7,286.11	70.44
10E000 3901 2120 00 000000	AFTERCATS: IMRF	0.00	0.00	0.00	0.00	0.00	0.00	0.00
10E105 3901 2120 00 000000	ADAMS AFTERCATS IMRF	0.00	0.00	0.00	0.00	0.00	0.00	0.00
10E107 3901 2120 00 000000	JEFFERSON AFTERCATS IMRF	400.00	49.87	254.38	145.62	0.00	283.29	63.60
10E108 3901 2120 00 000000	LINCOLN AFTERCATS IMRF	1,000.00	65.86	360.34	639.66	0.00	491.84	36.03
10E109 3901 2120 00 000000	LONGFELLOW AFTERCATS IMRF	1,000.00	84.08	418.88	581.12	0.00	581.37	41.89
10E110 3901 2120 00 000000	WASHINGTON AFTERCATS IMRF	500.00	87.36	427.12	72.88	0.00	204.06	85.42
10E204 3901 2120 00 000000	JH AFTERCATS IMRF	500.00	50.94	268.38	231.62	0.00	343.32	53.68
10E204 3901 2220 00 000000	JH AFTERCATS HEALTH INSURAN	16,000.00	1,446.58	9,328.43	6,671.57	0.00	12,493.26	58.30
10E940 4000 3190 30 000000	ESSER PYMTS TO GOVT UNITS	0.00	0.00	0.00	0.00	0.00	0.00	0.00
10E902 4100 3190 30 105000	ADAMS TITLE I PURCH SERV	0.00	0.00	0.00	0.00	0.00	0.00	0.00
10E902 4100 3190 30 107000	JEFFERSON TITLE I PURCH SER	0.00	0.00	0.00	0.00	0.00	0.00	0.00
10E902 4100 3190 30 108000	LINCOLN TITLE I PURCH SERV	0.00	0.00	0.00	0.00	0.00	0.00	0.00
10E902 4100 3190 30 109000	LONGFELLOW TITLE I PURCH SE	0.00	0.00	0.00	0.00	0.00	0.00	0.00
10E902 4100 3190 30 110000	WASHINGTON TITLE I PURCH SE	0.00	0.00	0.00	0.00	0.00	0.00	0.00
10E930 4100 3190 30 105000	AD TITLE I PURCH SERV	0.00	0.00	0.00	0.00	0.00	0.00	0.00
10E930 4100 3190 30 107000	JE TITLE I PURCH SERVICE	0.00	0.00	0.00	0.00	0.00	0.00	0.00
10E930 4100 3190 30 108000	LI TITLE I PURCH SERVICE	0.00	0.00	0.00	0.00	0.00	0.00	0.00
10E930 4100 3190 30 109000	LO TITLE I PURCH SERVICE	0.00	0.00	0.00	0.00	0.00	0.00	0.00
10E930 4100 3190 30 110000	WA TITLE I PURCH SERVICE	0.00	0.00	0.00	0.00	0.00	100.00	0.00
10E902 4110 3190 30 107000	JE TITLE I PURCHASE SERVICE	0.00	0.00	0.00	0.00	0.00	0.00	0.00
10E960 4110 3190 30 000000	ESSER II OTHER GOVT PURCH S	1,000.00	0.00	0.00	1,000.00	0.00	0.00	0.00
10E000 4120 3190 12 000000	WCSED: BILLING	3,831,800.00	314,714.40	2,301,349.05	1,530,450.95	0.00	3,832,186.29	60.06
10E000 4120 3190 12 000001	WCSED:ORPHANAGE	140,000.00	0.00	114,912.76	25,087.24	0.00	66,351.50	82.08
10E000 4120 3190 12 000002	WCES IDEA FT	1,109,000.00	85,596.13	705,582.16	403,417.84	0.00	924,918.73	63.62
10E000 4120 3190 12 000003	SETTLEMENT AGREEMENT	0.00	0.00	0.00	0.00	0.00	0.00	0.00
10E000 4120 3190 12 000004	WCES IDEA-PS FT	25,000.00	2,980.44	17,832.92	7,167.08	0.00	23,385.60	71.33
10E000 4120 3190 12 000005	WCES CRSE-FT	546,520.00	0.00	273,259.90	273,260.10	0.00	546,519.80	50.00
10E000 4120 3190 12 000006	PRIVATE FACILITY	45,000.00	10,085.63	31,834.55	13,165.45	0.00	0.00	70.74
10E000 4190 3190 00 000001	FOUNDATION GRANTS	10,000.00	4,199.67	12,363.39	-5,031.84	2,319.48	4,134.64	123.63
10E000 4190 3190 00 000002	U2 INNOVATE GRANTS	0.00	0.00	0.00	0.00	0.00	0.00	0.00
10E000 4190 3190 00 000003	ROE TUITION ECHO STARQUEST	120,000.00	17,325.00	98,342.84	21,657.16	0.00	94,966.66	81.95
10E000 4190 3190 00 000004	CITY OF MARION SRO	140,000.00	71,635.11	165,469.66	-25,469.66	0.00	87,988.27	118.19

Account Number	Account Level Description Account Number	2021-22 Original Budget	February 2021-22 Monthly Activity	2021-22 FYTD Activity	2021-22 Available Funds	Encumbered Amount	2020-21 FY Activity	2021-22 FYTD %
10	EDUCATIONAL FUND							
10E940 4190 3190 30 000000	ESSER PYMTS TO GOV UNITS	0.00	0.00	0.00	0.00	0.00	200.00	0.00
10E930 4900 3190 30 000000	TITLE I PURCHASED SERVICES	0.00	0.00	0.00	0.00	0.00	0.00	0.00
10E000 5150 6010 00 000000	INTEREST ON LINE OF CREDIT	0.00	0.00	0.00	0.00	0.00	0.00	0.00
10E000 5150 6020 00 000000	FEES FOR LINE OF CREDIT	0.00	0.00	0.00	0.00	0.00	0.00	0.00
10E000 8110 0000 10 000000	PERMANENT TRANSFER TO O&M	0.00	0.00	0.00	0.00	0.00	0.00	0.00
10---- ---- ---- -- ------		37,440,545.00	2,855,861.55	23,422,893.67	13,635,944.22	323,287.70	32,866,818.68	62.56
20	OPERATIONS & MAINTENANCE FUND							
20E000 2533 3010 00 000000	STORM SHELTER	20,000.00	0.00	0.00	20,000.00	0.00	0.00	0.00
20E000 2533 3010 00 000707	3 Yr Asbestos Plan	1,000.00	0.00	0.00	1,000.00	0.00	0.00	0.00
20E000 2533 3010 00 000804	DISTRICT WIDE BLEACHER INSP	5,000.00	0.00	0.00	5,000.00	0.00	0.00	0.00
20E000 2533 3010 00 000805	DISTRICT WIDE ROOF INSPECTI	2,000.00	0.00	0.00	2,000.00	0.00	0.00	0.00
20E965 2533 3190 30 000000	ESSER III: HVAC PURCHASE SE	0.00	-120,000.00	0.00	0.00	0.00	0.00	0.00
20E000 2533 5230 03 000000	BAYSINGER ARCH FEES	100,000.00	0.00	14,975.00	85,025.00	0.00	6,205.00	14.98
20E960 2533 5230 30 000000	ESSER II ARCH HVAC	155,000.00	0.00	68,750.00	61,436.95	0.00	0.00	44.35
20E965 2533 5230 30 000000	ESSER III ARCH	720,000.00	123,750.00	123,750.00	536,250.00	0.00	0.00	17.19
20E960 2535 5230 30 000000	ESSER II HVAC	773,419.00	0.00	0.00	773,419.00	0.00	0.00	0.00
20E965 2535 5230 30 000000	ESSER III HVAC	4,000,000.00	0.00	9,535.50	3,990,464.50	0.00	0.00	0.24
20E000 2542 1190 00 000000	MAINT: SALARY, CUSTODIAN	350,000.00	25,153.14	199,388.40	150,611.60	0.00	284,438.40	56.97
20E105 2542 1190 00 000000	ADAMS CUSTODIAN SALARY	90,500.00	6,875.15	49,542.23	40,957.77	0.00	62,685.75	54.74
20E107 2542 1190 00 000000	JEFFERSON CUSTODIAN SALARY	85,000.00	6,228.40	46,702.00	38,298.00	0.00	70,595.60	54.94
20E108 2542 1190 00 000000	LINCOLN CUSTODIAN SALARY	90,000.00	7,933.20	59,263.60	30,736.40	0.00	69,720.40	65.85
20E109 2542 1190 00 000000	LONGFELLOW CUSTODIAN SALARY	63,000.00	3,216.80	24,023.80	38,976.20	0.00	45,971.18	38.13
20E110 2542 1190 00 000000	WASHINGTON CUSTODIAN SALARY	120,000.00	6,361.60	53,369.20	66,630.80	0.00	98,708.80	44.47
20E204 2542 1190 00 000000	JH CUSTODIAN SALARY	145,000.00	10,063.20	82,400.58	62,599.42	0.00	113,145.00	56.83
20E303 2542 1190 00 000000	HS CUSTODIAN SALARY	280,000.00	19,493.70	162,363.90	117,636.10	0.00	248,218.18	57.99
20E000 2542 1200 00 000000	Maint: salary, Subs/Extr	20,000.00	1,152.00	6,682.00	13,318.00	0.00	15,770.50	33.41
20E105 2542 1200 00 000000	ADAMS SUB/EXTRA CUSTODIAN	1,000.00	0.00	0.00	1,000.00	0.00	0.00	0.00
20E107 2542 1200 00 000000	JEFFERSON SUB/EXTRA CUSTODI	20,000.00	3,888.00	26,131.00	-6,131.00	0.00	19,956.13	130.66
20E108 2542 1200 00 000000	LINCOLN SUB/EXTRA CUSTODIAN	3,000.00	96.00	184.00	2,816.00	0.00	0.00	6.13
20E109 2542 1200 00 000000	LONGFEFLLOW SUB/EXTRA CUSTO	8,000.00	1,056.00	12,061.00	-4,061.00	0.00	4,873.00	150.76
20E110 2542 1200 00 000000	WASHINGTON SUB/EXTRA CUSTOD	5,000.00	2,856.00	10,907.00	-5,907.00	0.00	0.00	218.14
20E204 2542 1200 00 000000	JH SUB/EXTRA CUSTODIAN SALA	8,000.00	1,908.00	11,165.00	-3,165.00	0.00	7,771.00	139.56
20E303 2542 1200 00 000000	HS SUB/EXTRA CUSTODIAN	4,000.00	1,512.00	6,006.00	-2,006.00	0.00	445.50	150.15
20E000 2542 1210 00 000000	UPKP BLD: TEMP WORK	60,000.00	0.00	20,720.00	39,280.00	0.00	35,189.00	34.53
20E105 2542 1210 00 000000	ADAMS CUSTODIAN TEMP WORK	2,000.00	1,684.50	6,950.00	-4,950.00	0.00	0.00	347.50

Account Number	Account Level Description Account Number	2021-22 Original Budget	February 2021-22 Monthly Activity	2021-22 FYTD Activity	2021-22 Available Funds	Encumbered Amount	2020-21 FY Activity	2021-22 FYTD %
20	OPERATIONS & MAINTENANCE FUND							
20E107 2542 1210 00 000000	JEFFERSON CUSTODIAN TEMP WO	14,000.00	360.00	1,648.00	12,352.00	0.00	0.00	11.77
20E108 2542 1210 00 000000	LINCOLN CUSTODIAN TEMP WORK	11,000.00	540.00	959.75	10,040.25	0.00	4,851.00	8.73
20E109 2542 1210 00 000000	LONGFELLOW CUSTODIAN TEMP W	12,000.00	0.00	880.00	11,120.00	0.00	264.00	7.33
20E110 2542 1210 00 000000	WASHINGTON CUSTODIAN TEMP W	15,000.00	840.00	7,657.00	7,343.00	0.00	10,620.95	51.05
20E204 2542 1210 00 000000	JH CUSTODIAN TEMP SALARY	12,000.00	720.00	9,268.00	2,732.00	0.00	704.00	77.23
20E303 2542 1210 00 000000	HS CUSTODIAN TEMP SALARY	20,000.00	2,274.00	18,263.75	1,736.25	0.00	4,911.00	91.32
20E000 2542 1300 00 000000	Maint: Salary, Overtime	8,000.00	996.03	3,640.52	4,359.48	0.00	7,129.94	45.51
20E105 2542 1300 00 000000	ADAMS CUSTODIAN OVERTIME	3,000.00	28.00	527.82	2,472.18	0.00	413.43	17.59
20E107 2542 1300 00 000000	JEFFERSON CUSTODIAN OVERTIM	4,000.00	82.35	2,330.49	1,669.51	0.00	4,435.63	58.26
20E108 2542 1300 00 000000	LINCOLN CUSTODIAN OVERTIME	1,000.00	31.16	714.50	285.50	0.00	751.06	71.45
20E109 2542 1300 00 000000	LONGFELLOW CUSTODIAN OVERTI	500.00	0.00	0.00	500.00	0.00	16.27	0.00
20E110 2542 1300 00 000000	WASHINGTON CUSTODIAN OVERTI	2,500.00	155.96	2,128.51	371.49	0.00	1,046.13	85.14
20E204 2542 1300 00 000000	JH CUSTODIAN OVERTIME	5,000.00	211.00	1,028.16	3,971.84	0.00	2,194.57	20.56
20E303 2542 1300 00 000000	HS CUSTODIAN OVERTIME	12,000.00	2,290.56	9,274.17	2,725.83	0.00	11,936.83	77.28
20E000 2542 2120 00 000000	MAINT: IMRF	17,900.00	1,232.16	10,525.08	7,374.92	0.00	15,586.97	58.80
20E105 2542 2120 00 000000	ADAMS CUSTODIAN IMRF	5,000.00	282.29	2,133.75	2,866.25	0.00	2,973.22	42.68
20E107 2542 2120 00 000000	JEFFERSON CUSTODIAN IMRF	5,000.00	433.06	3,359.81	1,640.19	0.00	3,970.86	67.20
20E108 2542 2120 00 000000	LINCOLN CUSTODIAN IMRF	5,000.00	375.28	2,826.22	2,173.78	0.00	3,320.60	56.52
20E109 2542 2120 00 000000	LONGFELLOW CUSTODIAN IMRF	3,000.00	151.58	1,132.00	1,868.00	0.00	1,556.13	37.73
20E110 2542 2120 00 000000	WASHINGTON CUSTODIAN IMRF	6,500.00	349.51	2,741.62	3,758.38	0.00	4,700.47	42.18
20E204 2542 2120 00 000000	JH CUSTODIAN IMRF	7,000.00	484.12	3,979.12	3,020.88	0.00	5,394.10	56.84
20E303 2542 2120 00 000000	HS CUSTODIAN IMRF	14,000.00	1,026.49	7,958.58	6,041.42	0.00	12,217.15	56.85
20E000 2542 2220 00 000000	Maint: Health Insur	67,000.00	4,897.58	42,652.04	24,347.96	0.00	60,144.20	63.66
20E105 2542 2220 00 000000	ADAMS CUSTODIAN HEALTH INS	38,000.00	3,172.08	25,088.26	12,911.74	0.00	34,342.22	66.02
20E107 2542 2220 00 000000	JEFFERSON CUSTODIAN HEALTH	40,000.00	2,663.36	23,606.07	16,393.93	0.00	28,361.44	59.02
20E108 2542 2220 00 000000	LINCOLN CUSTODIAN HEALTH IN	16,000.00	1,307.95	10,357.48	5,642.52	0.00	11,007.90	64.73
20E109 2542 2220 00 000000	LONGFELLOW CUSTODIAN HEALTH	20,000.00	1,446.58	11,441.14	8,558.86	0.00	15,661.40	57.21
20E110 2542 2220 00 000000	WASHINGTON CUSTODIAN HEALTH	20,000.00	657.76	5,202.28	14,797.72	0.00	18,534.91	26.01
20E204 2542 2220 00 000000	JH CUSTODIAN HEALTH INS	25,000.00	0.00	2,900.12	22,099.88	0.00	7,121.16	11.60
20E303 2542 2220 00 000000	HS CUSTODIAN HEALTH INSURAN	80,000.00	4,019.66	45,324.31	34,675.69	0.00	68,264.38	56.66
20E000 2542 3190 00 000000	UPKP BLD: OTHER CONTR	400,000.00	17,564.92	351,108.16	44,133.40	1,400.00	222,657.02	87.78
20E000 2542 3190 00 000001	WASHINGTON REPAIRS	0.00	0.00	0.00	0.00	0.00	909,581.65	0.00
20E000 2542 3190 00 000002	CRAB ORCHARD BIKE PATH	100,000.00	0.00	100,000.00	0.00	0.00	0.00	100.00
20E000 2542 3210 00 000000	PEST CONTROL	1,200.00	142.00	579.00	621.00	0.00	1,123.00	48.25
20E105 2542 3210 00 000000	ADAMS PEST CONTROL	1,000.00	64.00	648.00	352.00	0.00	309.00	64.80
20E107 2542 3210 00 000000	JEFFERSON PEST CONTROL	1,000.00	94.00	622.00	378.00	0.00	493.00	62.20
20E108 2542 3210 00 000000	LINCOLN PEST CONTROL	1,000.00	56.00	418.00	582.00	0.00	594.00	41.80
20E109 2542 3210 00 000000	LONGFELLOW PEST CONTROL	1,000.00	48.00	413.00	587.00	0.00	594.00	41.30

Account Number	Account Level Description Account Number	2021-22 Original Budget	February 2021-22 Monthly Activity	2021-22 FYTD Activity	2021-22 Available Funds	Encumbered Amount	2020-21 FY Activity	2021-22 FYTD %
20	OPERATIONS & MAINTENANCE FUND							
20E110 2542 3210 00 000000	WASHINGTON PEST CONTROL	3,000.00	0.00	2,307.00	693.00	0.00	2,248.00	76.90
20E204 2542 3210 00 000000	JH PEST CONTROL	1,500.00	0.00	0.00	1,500.00	0.00	248.00	0.00
20E303 2542 3210 00 000000	HS PEST CONTROL	4,000.00	1,394.00	2,078.00	1,922.00	0.00	2,141.00	51.95
20E000 2542 3220 00 000000	Maint: Cln Serv Mops/Rug	3,500.00	269.72	1,897.34	1,602.66	0.00	2,843.24	54.21
20E107 2542 3220 00 000000	JEFFERSON MOPS/RUGS	10,000.00	840.50	4,744.62	5,255.38	0.00	8,564.86	47.45
20E108 2542 3220 00 000000	LINCOLN MOPS/RUGS	15,000.00	1,057.80	6,654.05	8,345.95	0.00	15,325.51	44.36
20E109 2542 3220 00 000000	LONGFELLOW MOPS/RUGS	15,000.00	1,398.84	8,093.31	6,906.69	0.00	15,011.69	53.96
20E110 2542 3220 00 000000	WASHINGTON MOPS/RUGS	15,000.00	1,610.10	9,807.42	5,192.58	0.00	14,703.96	65.38
20E204 2542 3220 00 000000	JH MOPS/RUGS	20,000.00	1,667.94	10,011.36	9,988.64	0.00	18,760.38	50.06
20E303 2542 3220 00 000000	HS MOPS/RUGS	20,000.00	2,176.08	13,686.03	6,313.97	0.00	20,801.42	68.43
20E000 2542 3320 00 000000	MAINT: TRAVEL	1,000.00	0.00	0.00	1,000.00	0.00	0.00	0.00
20E000 2542 3400 00 000000	PHONE SERVICE	200,000.00	31,015.71	134,404.91	61,107.58	4,487.51	191,778.23	67.20
20E000 2542 3700 00 000011	UO WATER	800.00	33.20	265.60	501.20	0.00	357.16	33.20
20E000 2542 3700 00 000013	SPORTS COMPLEX WATER	4,000.00	54.41	2,035.86	1,731.44	0.00	1,599.89	50.90
20E105 2542 3700 00 000000	ADAMS WATER	15,000.00	1,094.00	8,703.58	6,296.42	0.00	11,049.85	58.02
20E107 2542 3700 00 000000	JEFFERSON WATER	6,000.00	366.67	3,564.10	1,729.53	0.00	2,719.58	59.40
20E108 2542 3700 00 000000	LINCOLN WATER	6,000.00	364.95	2,455.59	3,078.21	0.00	2,132.63	40.93
20E109 2542 3700 00 000000	LONGFELLOW WATER	6,000.00	256.09	2,053.71	3,635.18	0.00	1,457.09	34.23
20E110 2542 3700 00 000000	WASHINGTON WATER	15,000.00	713.92	6,030.73	8,095.43	0.00	6,151.25	40.20
20E204 2542 3700 00 000000	JH WATER	15,000.00	586.28	5,267.32	8,984.00	0.00	5,752.17	35.12
20E303 2542 3700 00 000000	HS WATER	13,000.00	1,018.28	8,243.42	3,673.49	0.00	5,915.13	63.41
20E000 2542 4100 00 000000	MAINTENANCE SUPPLIES	200,000.00	18,516.11	133,174.83	64,077.87	1,191.36	188,607.42	66.59
20E105 2542 4100 00 000000	ADAMS CUSTODIAL SUPPLIES	12,500.00	115.87	4,685.11	7,814.89	0.00	3,343.01	37.48
20E107 2542 4100 00 000000	JEFFERSON CUSTODIAL SUPPLIE	13,000.00	511.17	5,913.96	7,086.04	0.00	4,377.68	45.49
20E108 2542 4100 00 000000	LINCOLN CUSTODIAL SUPPLIES	20,000.00	571.18	9,994.66	10,005.34	0.00	5,317.98	49.97
20E109 2542 4100 00 000000	LONGFELLOW CUSTODIAL SUPPLI	11,000.00	359.66	6,029.60	4,970.40	0.00	3,244.27	54.81
20E110 2542 4100 00 000000	WASHINGTON CUSTODIAL SUPPLI	15,000.00	584.75	6,629.11	8,370.89	0.00	8,615.10	44.19
20E204 2542 4100 00 000000	JH CUSTODIAN SUPPLIES	25,000.00	474.27	10,311.74	14,688.26	0.00	10,782.41	41.25
20E303 2542 4100 00 000000	HS CUSTODIAN SUPPLIES	45,000.00	1,141.61	18,433.35	26,566.65	0.00	18,927.95	40.96
20E000 2542 4650 00 000011	UO GAS	2,500.00	235.42	1,015.72	1,484.28	0.00	1,494.38	40.63
20E107 2542 4650 00 000000	JEFFERSON GAS	12,000.00	1,836.46	5,383.72	6,616.28	0.00	8,800.85	44.86
20E108 2542 4650 00 000000	LINCOLN GAS	20,000.00	1,893.22	12,285.20	7,714.80	0.00	13,304.84	61.43
20E109 2542 4650 00 000000	LONGFELLOW GAS	14,000.00	835.86	6,200.21	7,799.79	0.00	10,376.44	44.29
20E110 2542 4650 00 000000	WASHINGTON GAS	21,000.00	2,396.27	12,269.92	8,730.08	0.00	14,688.53	58.43
20E204 2542 4650 00 000000	JH GAS	35,000.00	3,442.64	15,016.17	19,983.83	0.00	32,074.42	42.90
20E303 2542 4650 00 000000	HS GAS	20,000.00	1,775.18	9,967.20	10,032.80	0.00	14,205.26	49.84
20E000 2542 4660 00 000011	UO ELECTRIC	11,000.00	378.53	5,886.04	5,113.96	0.00	8,005.11	53.51
20E000 2542 4660 00 000013	SPORTS COMPLEX ELECTRIC	8,500.00	957.85	4,021.46	4,478.54	0.00	4,826.59	47.31

Account Number	Account Level Description Account Number	2021-22 Original Budget	February 2021-22 Monthly Activity	2021-22 FYTD Activity	2021-22 Available Funds	Encumbered Amount	2020-21 FY Activity	2021-22 FYTD %
20	OPERATIONS & MAINTENANCE FUND							
20E105 2542 4660 00 000000	ADAMS ELECTRIC	104,000.00	8,524.33	57,274.75	46,725.25	0.00	77,399.72	55.07
20E107 2542 4660 00 000000	JEFFERSON ELECTRIC	45,000.00	0.00	27,235.49	17,764.51	0.00	30,242.55	60.52
20E108 2542 4660 00 000000	LINCOLN ELECTRIC	67,000.00	5,573.68	46,784.32	20,215.68	0.00	56,618.02	69.83
20E109 2542 4660 00 000000	LONGFELLOW ELECTRIC	37,000.00	1,346.85	21,858.97	15,141.03	0.00	23,929.31	59.08
20E110 2542 4660 00 000000	WASHINGTON ELECTRIC	65,000.00	3,781.46	49,375.07	15,624.93	0.00	46,919.90	75.96
20E204 2542 4660 00 000000	JH ELECTRIC	105,000.00	6,340.28	68,175.96	36,824.04	0.00	77,512.85	64.93
20E303 2542 4660 00 000000	HS ELECTRIC	410,000.00	28,278.68	231,486.74	178,513.26	0.00	313,439.51	56.46
20E000 2542 5400 00 000000	UPKP BLD: EQUIP CAP OUT	15,000.00	0.00	0.00	15,000.00	0.00	4,742.60	0.00
20E000 2542 5400 00 000001	BLD UPKP: CAP OUTLAY 2500-9	18,000.00	0.00	0.00	18,000.00	0.00	0.00	0.00
20E000 2542 6400 00 000000	MAINT; DUES & FEES	3,500.00	419.50	405.50	3,094.50	0.00	2,850.00	11.59
20E000 2543 3190 00 000000	UPKP GRD: CONTR	50,000.00	13,000.00	44,279.45	5,720.55	0.00	8,475.00	88.56
20E000 2543 3210 00 000000	UPKP GRD: TRASH REMOVAL	35,000.00	3,275.80	26,187.61	8,812.39	0.00	30,483.07	74.82
20E000 2543 3230 00 000000	UPKP GRD: REPAIR	2,000.00	0.00	2,400.00	-400.00	0.00	0.00	120.00
20E000 2543 4100 00 000000	UPKP GRD: SEED, FERT	76,000.00	0.00	20,319.53	55,548.59	131.88	24,107.73	26.74
20E000 2543 5400 00 000000	UPKP GRD: CAP OUTLAY0	15,000.00	0.00	2,500.00	12,500.00	0.00	10,377.00	16.67
20E000 2545 3230 00 000000	VEHICLE: REPAIR	10,000.00	76.02	4,535.94	5,464.06	0.00	2,221.06	45.36
20E000 2545 4100 00 000000	VEHICLE: SUP, MOW, TRKS	25,000.00	1,982.81	14,610.02	10,389.98	0.00	20,108.02	58.44
20E000 2545 5400 00 000001	VEHICLE: CAP OUTLAY 2500+	200,000.00	0.00	64,250.00	135,750.00	0.00	0.00	32.13
20E000 4120 3190 12 000000	WCSED: JT AGREE PMT	20,000.00	0.00	0.00	20,000.00	0.00	0.00	0.00
20---- ---- ---- -- ------		10,302,319.00	306,769.08	2,889,408.22	7,311,517.41	7,210.75	3,971,456.65	28.05
21	O&M LEASE							
21E000 2542 3250 00 000004	CHROMEBOOKS LEASE MHS & MJH	0.00	0.00	0.00	0.00	0.00	174,202.06	0.00
21E000 2542 3250 00 000005	Copier Lease Payment	52,800.00	4,400.00	30,800.00	17,600.00	0.00	52,948.02	58.33
21---- ---- ---- -- ------		52,800.00	4,400.00	30,800.00	17,600.00	0.00	227,150.08	58.33
30	DEBT SERVICE FUND OR FUND GROU							
30E000 5200 6200 00 000006	New MHS Interest Pymt	627,750.00	0.00	320,700.00	307,050.00	0.00	811,135.50	51.09
30E000 5200 6200 00 000007	New CS Interest Pymt	76,935.00	0.00	38,467.50	38,467.50	0.00	92,433.50	50.00
30E000 5300 6100 00 000007	New CS Principal Pymt	675,000.00	0.00	115,000.00	560,000.00	0.00	8,075,000.00	17.04
30E000 5300 6100 00 000008	NEW MHS PRINCIPAL PYMT	1,250,000.00	0.00	1,135,000.00	115,000.00	0.00	940,000.00	90.80
30E000 5400 3190 00 000000	BOND FEE	1,600.00	265.00	1,219.00	381.00	0.00	1,159.08	76.19
30E000 8990 0000 00 000000	OTHER SOURCES NOT CLASSIFIE	0.00	0.00	0.00	0.00	0.00	141,896.00	0.00

Account Number	Account Level Description Account Number	2021-22 Original Budget	February 2021-22 Monthly Activity	2021-22 FYTD Activity	2021-22 Available Funds	Encumbered Amount	2020-21 FY Activity	2021-22 FYTD %
30	DEBT SERVICE FUND OR FUND GROU							
30---- ---- ---- -- ------		2,631,285.00	265.00	1,610,386.50	1,020,898.50	0.00	10,061,624.08	61.20
40	TRANSPORTATION FUND							
40E000 2550 1110 00 000000	COOR SALARY	18,000.00	1,500.00	12,000.00	6,000.00	0.00	14,300.00	66.67
40E000 2550 2120 00 000000	PUPIL TRANS: IMRF	850.00	70.68	565.44	284.56	0.00	673.86	66.52
40E000 2550 2220 00 000000	COOR HEALTH INSUR	3,500.00	289.32	2,255.33	1,244.67	0.00	2,893.22	64.44
40E000 2550 3190 00 000000	PURCHASED SERVICES	20,000.00	0.00	0.00	20,000.00	0.00	21,482.56	0.00
40E000 2550 3190 00 000001	MHS ACTIVITY BUS PRINCIPAL	17,500.00	0.00	17,474.38	25.62	0.00	17,407.98	99.85
40E000 2550 3190 00 000002	MHS ACTIVITY BUS INTEREST	1,912.00	0.00	1,911.99	0.01	0.00	1,453.31	100.00
40E000 2550 3300 00 000000	ATHL TRIPS	90,000.00	9,208.87	52,820.87	37,179.13	0.00	28,442.62	58.69
40E960 2550 3300 30 000000	ESSER II PUPIL TRANSPORTATI	75,000.00	0.00	54,709.76	20,290.24	0.00	0.00	72.95
40E000 2550 3310 00 000000	CURRICULAR TRIPS	15,000.00	1,824.16	8,741.43	6,258.57	0.00	638.77	58.28
40E000 2550 3320 00 000000	ACTIVITY TRIPS	80,000.00	4,803.48	24,094.05	55,905.95	0.00	1,894.98	30.12
40E000 2550 3330 00 000000	ADAMS ATHLETIC BUS TRANS.	15,000.00	755.07	7,488.20	7,511.80	0.00	3,935.03	49.92
40E000 2552 3310 00 000000	CONTR FEES	1,300,000.00	131,299.54	694,523.44	605,476.56	0.00	1,100,771.97	53.42
40E000 2552 4100 00 000000	MHS ACTIVITY BUS EXPENSES	5,000.00	162.68	3,115.02	1,884.98	0.00	900.32	62.30
40E000 4120 3310 12 000000	WCSED: JT AGR PMT	287,000.00	0.00	123,264.80	163,735.20	0.00	248,268.00	42.95
40---- ---- ---- -- ------		1,928,762.00	149,913.80	1,002,964.71	925,797.29	0.00	1,443,062.62	52.00
50	SOCIAL SECURITY/MEDICARE							
50E960 1100 2130 30 000000		3,100.00	0.00	2,540.92	559.08	0.00	74.97	81.97
50E960 1100 2140 30 000000		2,900.00	0.00	2,412.75	487.25	0.00	739.11	83.20
50E000 1101 2130 00 000000	ELEM FICA	100.00	0.00	6.37	93.63	0.00	21.08	6.37
50E105 1101 2130 00 000000	ADAMS FICA	1,000.00	122.07	633.83	366.17	0.00	816.45	63.38
50E105 1101 2130 00 000001	ADAMS TEACHER AIDE FICA	1,000.00	0.00	0.00	1,000.00	0.00	147.58	0.00
50E107 1101 2130 00 000000	JEFFERSON FICA	1,100.00	136.96	543.28	556.72	0.00	666.03	49.39
50E108 1101 2130 00 000000	LINCOLN FICA	400.00	34.05	38.14	361.86	0.00	22.32	9.54
50E109 1101 2130 00 000000	LONGFELLOW FICA	1,000.00	113.86	574.19	425.81	0.00	759.67	57.42
50E110 1101 2130 00 000000	WASHINGTON FICA	1,400.00	235.34	1,224.08	175.92	0.00	1,118.53	87.43
50E000 1101 2140 00 000000	ELEM MEDICARE	100.00	0.00	197.35	-97.35	0.00	84.90	197.35
50E000 1101 2140 00 000001	SETTLEMENT MEDICARE	0.00	0.00	0.00	0.00	0.00	0.00	0.00
50E000 1101 2140 00 000002		1,500.00	0.00	990.58	509.42	0.00	2,151.93	66.04
50E105 1101 2140 00 000000	ADAMS MEDICARE	12,000.00	1,028.89	7,729.18	4,270.82	0.00	10,111.83	64.41
50E105 1101 2140 00 000001	ADAMS TEACHER AIDE MEDICARE	200.00	0.00	0.00	200.00	0.00	34.52	0.00
50E107 1101 2140 00 000000	JEFFERSON MEDICARE	14,500.00	1,100.88	8,254.55	6,245.45	0.00	12,979.51	56.93

Account Number	Account Level Description Account Number	2021-22 Original Budget	February 2021-22 Monthly Activity	2021-22 FYTD Activity	2021-22 Available Funds	Encumbered Amount	2020-21 FY Activity	2021-22 FYTD %
50	SOCIAL SECURITY/MEDICARE							
50E108 1101 2140 00 000000	LINCOLN MEDICARE	28,000.00	2,355.07	18,309.13	9,690.87	0.00	26,797.30	65.39
50E109 1101 2140 00 000000	LONGFELLOW MEDICARE	14,000.00	1,094.26	8,387.48	5,612.52	0.00	12,788.73	59.91
50E110 1101 2140 00 000000	WASHINGTON MEDICARE	25,000.00	2,099.86	16,332.88	8,667.12	0.00	24,248.49	65.33
50E204 1102 2140 00 000000	JH MEDICARE	44,500.00	3,569.55	27,773.62	16,726.38	0.00	40,109.67	62.41
50E303 1103 2130 00 000000	HS FICA	12,000.00	495.44	3,890.15	8,109.85	0.00	5,502.60	32.42
50E105 1103 2140 00 000000	HS EXT MEDICARE	3,300.00	232.26	1,852.41	1,447.59	0.00	2,642.46	56.13
50E303 1103 2140 00 000000	HS MEDICARE	57,500.00	4,876.83	37,480.90	20,019.10	0.00	56,242.90	65.18
50E303 1103 2140 00 000001	HS 3 Circle Ag Grant	250.00	11.62	52.29	197.71	0.00	120.07	20.92
50E303 1103 2140 00 000002	HS LOCAL SHARE 3 CIRCLE AG	250.00	7.12	106.27	143.73	0.00	101.55	42.51
50E940 1250 2130 30 000000	Esser Grant- FICA Employee	0.00	0.00	0.00	0.00	0.00	0.00	0.00
50E965 1250 2130 30 000000	ESSER III FICA	1,450.00	0.00	0.00	1,450.00	0.00	0.00	0.00
50E902 1250 2140 30 000000	TITLE I MEDICARE	9,135.00	0.00	154.91	8,980.09	0.00	0.00	1.70
50E902 1250 2140 30 105000	AD TITLE I MEDICARE	0.00	75.27	401.18	-401.18	0.00	118.68	0.00
50E902 1250 2140 30 107000	JE TITLE I MEDICARE	0.00	126.91	711.02	-711.02	0.00	214.44	0.00
50E902 1250 2140 30 108000	LI TITLE I MEDICARE	0.00	126.59	773.17	-773.17	0.00	358.64	0.00
50E902 1250 2140 30 109000	LO TITLE I MEDICARE	0.00	107.45	594.26	-594.26	0.00	357.90	0.00
50E902 1250 2140 30 110000	WA TITLE I MEDICARE	0.00	256.33	1,487.51	-1,487.51	0.00	334.40	0.00
50E930 1250 2140 30 000000	TITLE I: MEDICARE	4,300.00	0.00	3,182.55	1,117.45	0.00	371.28	74.01
50E930 1250 2140 30 105000	AD TITLE I MEDICARE	0.00	0.00	122.30	-122.30	0.00	612.60	0.00
50E930 1250 2140 30 107000	JE TITLE I MEDICARE	0.00	0.00	224.04	-224.04	0.00	1,120.21	0.00
50E930 1250 2140 30 108000	LI TITLE I MEDICARE	0.00	0.00	149.72	-149.72	0.00	1,911.56	0.00
50E930 1250 2140 30 109000	LO TITLE I MEDICARE	0.00	0.00	186.08	-186.08	0.00	934.97	0.00
50E930 1250 2140 30 110000	WA TITLE I MEDICARE	0.00	0.00	353.30	-353.30	0.00	2,916.13	0.00
50E935 1250 2140 00 000004	TITLE SIP MEDICARE	0.00	0.00	0.00	0.00	0.00	0.00	0.00
50E935 1250 2140 00 000005	TITLE SIP MEDICARE	0.00	0.00	0.00	0.00	0.00	0.00	0.00
50E936 1250 2140 00 000004		0.00	0.00	0.00	0.00	0.00	0.44	0.00
50E940 1250 2140 30 000000	Esser Grant- Medicare	0.00	0.00	0.00	0.00	0.00	0.00	0.00
50E960 1250 2140 30 000000	ESSER II MEDICARE	4,300.00	295.49	1,780.82	2,519.18	0.00	0.00	41.41
50E965 1250 2140 30 000000	ESSER III MEDICARE	3,625.00	59.70	365.80	3,259.20	0.00	0.00	10.09
50E000 1400 2130 20 000000	VOC SEC: FICA	500.00	43.89	248.89	251.11	0.00	6.82	49.78
50E000 1400 2140 20 000000	VOC SEC: MEDICAR	150.00	10.26	58.20	91.80	0.00	1.60	38.80
50E000 1401 2130 21 000000	VOCATIONAL FICA-SKYWARD	300.00	0.00	0.00	300.00	0.00	0.00	0.00
50E000 1401 2140 21 000000	WCRVS SPEC.NEEDS: MEDIC	300.00	0.00	0.00	300.00	0.00	0.00	0.00
50E000 1500 2130 00 000000	ATHL: FICA	2,000.00	139.66	1,122.90	877.10	0.00	1,569.30	56.15
50E000 1500 2130 00 000001	ATHL: FICA	1,500.00	145.35	997.20	502.80	0.00	530.71	66.48
50E204 1500 2130 20 000000	JH BOYS BASKETBALL FICA	300.00	0.00	0.00	300.00	0.00	98.08	0.00
50E204 1500 2130 22 000000	JH SOFTBALL FICA	300.00	0.00	157.64	142.36	0.00	126.08	52.55
50E204 1500 2130 23 000000	JH VOLLEYBALL FICA	200.00	78.82	78.82	121.18	0.00	126.06	39.41

Account Number	Account Level Description Account Number	2021-22 Original Budget	February 2021-22 Monthly Activity	2021-22 FYTD Activity	2021-22 Available Funds	Encumbered Amount	2020-21 FY Activity	2021-22 FYTD %
50	SOCIAL SECURITY/MEDICARE							
50E204 1500 2130 24 000000	JH CHEERLEADING FICA	300.00	28.66	171.96	128.04	0.00	168.08	57.32
50E204 1500 2130 25 000000	JH DANCE/POM FICA	200.00	19.10	114.60	85.40	0.00	168.14	57.30
50E204 1500 2130 40 000000		300.00	71.64	286.56	13.44	0.00	252.12	95.52
50E303 1500 2130 01 000000	HS FOOTBALL FICA	450.00	66.46	690.54	-240.54	0.00	417.03	153.45
50E303 1500 2130 04 000000	HS BOYS SOCCER FICA	700.00	0.00	494.36	205.64	0.00	483.28	70.62
50E303 1500 2130 05 000000		0.00	0.00	0.00	0.00	0.00	0.00	0.00
50E303 1500 2130 06 000000	HS WRESTLING FICA	500.00	97.62	390.48	109.52	0.00	381.70	78.10
50E303 1500 2130 07 000000		0.00	0.00	0.00	0.00	0.00	0.00	0.00
50E303 1500 2130 08 000000	HS SOFTBALL FICA	200.00	0.00	0.00	200.00	0.00	119.04	0.00
50E303 1500 2130 09 000000	HS FISHING FICA	200.00	0.00	0.00	200.00	0.00	0.00	0.00
50E303 1500 2130 10 000000	HS BOWLING FICA	200.00	0.00	0.00	200.00	0.00	168.08	0.00
50E303 1500 2130 11 000000	HS VOLLEYBALL FICA	300.00	0.00	623.34	-323.34	0.00	238.12	207.78
50E303 1500 2130 13 000000	HS CHEERLEADING FICA	500.00	81.20	487.20	12.80	0.00	476.24	97.44
50E303 1500 2130 15 000000	HS BOYS BASKETBALL FICA	800.00	51.16	285.27	514.73	0.00	730.16	35.66
50E303 1500 2130 31 000000	HS GIRLS BASKETBALL FICA	500.00	124.68	498.70	1.30	0.00	487.52	99.74
50E303 1500 2130 32 000000		0.00	0.00	200.08	-200.08	0.00	0.00	0.00
50E303 1500 2130 33 000000	HS GIRLS TRACK FICA	500.00	0.00	0.00	500.00	0.00	374.04	0.00
50E303 1500 2130 36 000000	HS GIRLS SOCCER FICA	600.00	0.00	0.00	600.00	0.00	483.24	0.00
50E000 1500 2140 00 000000	ATHL: MEDICARE	700.00	43.97	352.54	347.46	0.00	494.29	50.36
50E000 1500 2140 00 000001	ATHL: MEDICARE	500.00	58.32	335.83	164.17	0.00	187.76	67.17
50E204 1500 2140 20 000000	JH BOYS BASKETBALL MEDICARE	200.00	8.98	67.18	132.82	0.00	101.53	33.59
50E204 1500 2140 21 000000	JH BASEBALL MEDICARE	100.00	6.70	51.33	48.67	0.00	66.40	51.33
50E204 1500 2140 22 000000	JH SOFTBALL MEDICARE	150.00	3.54	64.04	85.96	0.00	65.06	42.69
50E204 1500 2140 23 000000	JH VOLLEYBALL MEDICARE	200.00	22.13	46.55	153.45	0.00	65.96	23.28
50E204 1500 2140 24 000000	JH CHEERLEADING MEDICARE	100.00	6.70	40.20	59.80	0.00	39.28	40.20
50E204 1500 2140 25 000000	JH DANCE/POM MEDICARE	150.00	4.46	34.76	115.24	0.00	86.98	23.17
50E204 1500 2140 26 000000	JH BOYS TRACK MEDICARE	150.00	6.54	50.38	99.62	0.00	67.30	33.59
50E204 1500 2140 27 000000	JH BOYS CC MEDICARE	100.00	7.18	55.58	44.42	0.00	72.14	55.58
50E204 1500 2140 40 000000	JH GIRLS BASKETBALL MEDICAR	150.00	21.04	100.00	50.00	0.00	111.62	66.67
50E204 1500 2140 41 000000	JH GIRLS TRACK MEDICARE	100.00	0.00	4.82	95.18	0.00	76.14	4.82
50E303 1500 2140 01 000000	HS FOOTBALL MEDICARE	500.00	35.28	401.98	98.02	0.00	420.93	80.40
50E303 1500 2140 02 000000	HS BOYS CC MEDICARE	100.00	0.00	10.10	89.90	0.00	60.76	10.10
50E303 1500 2140 03 000000	HS BOYS TENNIS MEDICARE	100.00	5.47	43.47	56.53	0.00	63.98	43.47
50E303 1500 2140 04 000000	HS BOYS SOCCER MEDICARE	200.00	0.00	115.60	84.40	0.00	113.04	57.80
50E303 1500 2140 05 000000	HS BOYS TRACK MEDICARE	250.00	0.00	17.82	232.18	0.00	167.64	7.13
50E303 1500 2140 06 000000	HS WRESTLING MEDICARE	200.00	28.92	127.56	72.44	0.00	101.13	63.78
50E303 1500 2140 07 000000	HS BASEBALL MEDICARE	250.00	4.58	36.52	213.48	0.00	137.85	14.61
50E303 1500 2140 08 000000	HS SOFTBALL MEDICARE	300.00	9.78	59.29	240.71	0.00	132.68	19.76

Account Number	Account Level Description Account Number	2021-22 Original Budget	February 2021-22 Monthly Activity	2021-22 FYTD Activity	2021-22 Available Funds	Encumbered Amount	2020-21 FY Activity	2021-22 FYTD %
50	SOCIAL SECURITY/MEDICARE							
50E303 1500 2140 09 000000	HS FISHING MEDICARE	100.00	3.36	26.72	73.28	0.00	43.68	26.72
50E303 1500 2140 10 000000	HS BOWLING MEDICARE	75.00	3.52	17.60	57.40	0.00	39.28	23.47
50E303 1500 2140 11 000000	HS VOLLEYBALL MEDICARE	250.00	4.20	193.86	56.14	0.00	192.14	77.54
50E303 1500 2140 12 000000	HS BOYS GOLF MEDICARE	200.00	5.34	42.50	157.50	0.00	62.70	21.25
50E303 1500 2140 13 000000	HS CHEERLEADING MEDICARE	200.00	19.00	113.99	86.01	0.00	111.36	57.00
50E303 1500 2140 14 000000	HS DANCE/POM MEDICARE	100.00	9.42	66.92	33.08	0.00	62.32	66.92
50E303 1500 2140 15 000000	HS BOYS BASKETBALL MEDICARE	400.00	32.70	217.16	182.84	0.00	318.29	54.29
50E303 1500 2140 31 000000	HS GIRLS BASKETBALL MEDICAR	300.00	33.68	143.54	156.46	0.00	114.00	47.85
50E303 1500 2140 32 000000	HS GIRLS CC MEDICARE	100.00	5.58	91.21	8.79	0.00	65.20	91.21
50E303 1500 2140 33 000000	HS GIRLS TRACK MEDICARE	250.00	8.52	51.06	198.94	0.00	204.15	20.42
50E303 1500 2140 34 000000	HS GIRLS GOLF MEDICARE	100.00	5.18	41.20	58.80	0.00	60.64	41.20
50E303 1500 2140 35 000000	HS GIRLS TENNIS MEDICARE	100.00	5.54	44.04	55.96	0.00	64.48	44.04
50E303 1500 2140 36 000000	HS GIRLS SOCCER MEDICARE	200.00	0.00	0.00	200.00	0.00	113.04	0.00
50E000 1501 2130 00 000000	ADAMS ATHLETIC FICA	900.00	335.34	1,855.55	-955.55	0.00	752.79	206.17
50E000 1501 2140 00 000000	ADAMS ATHLETIC MEDICARE	300.00	88.64	552.09	-252.09	0.00	220.53	184.03
50E000 1600 2140 00 000002	JH SUMMER SCHOOL MEDICARE	150.00	0.00	0.00	150.00	0.00	1.82	0.00
50E000 1600 2140 00 000003	HS SUMMER SCHOOL MEDICARE	450.00	0.00	0.00	450.00	0.00	0.00	0.00
50E105 2122 2140 00 000000	ADAMS PUPIL SERV MEDICARE	1,050.00	87.54	694.90	355.10	0.00	899.94	66.18
50E107 2122 2140 00 000000	JEFFERSON PUPIL SERV MEDICA	0.00	0.00	0.00	0.00	0.00	0.00	0.00
50E108 2122 2140 00 000000	LINCOLN PUPIL SERV MEDICARE	1,000.00	73.32	580.71	419.29	0.00	852.11	58.07
50E109 2122 2140 00 000000	LINCOLN PUPIL SERV MEDICARE	200.00	0.00	0.00	200.00	0.00	79.80	0.00
50E110 2122 2140 00 000000	WASHINGTON PUPIL SERV MEDIC	1,000.00	0.00	0.00	1,000.00	0.00	0.00	0.00
50E204 2122 2140 00 000000	JH PUPIL SERV MEDICARE	2,000.00	136.87	1,081.73	918.27	0.00	1,608.60	54.09
50E303 2122 2140 00 000000	HS PUPIL SERV MEDICARE	5,000.00	414.80	3,283.77	1,716.23	0.00	4,790.52	65.68
50E902 2122 2140 30 000000	TITLE I MEDICARE	2,100.00	0.00	0.00	2,100.00	0.00	0.00	0.00
50E902 2122 2140 30 105000	AD TITLE I MEDICARE	0.00	8.40	50.24	-50.24	0.00	115.96	0.00
50E902 2122 2140 30 107000	JE TITLE I MEDICARE	0.00	8.40	50.24	-50.24	0.00	58.32	0.00
50E902 2122 2140 30 108000		0.00	8.40	50.24	-50.24	0.00	0.00	0.00
50E902 2122 2140 30 109000	LO TITLE I MEDICARE	0.00	136.36	818.00	-818.00	0.00	58.30	0.00
50E902 2122 2140 30 110000		0.00	8.40	50.24	-50.24	0.00	0.00	0.00
50E930 2122 2140 00 107000		0.00	0.00	121.50	-121.50	0.00	365.40	0.00
50E930 2122 2140 00 109000		0.00	0.00	125.64	-125.64	0.00	628.20	0.00
50E930 2122 2140 00 110000		0.00	0.00	82.64	-82.64	0.00	578.48	0.00
50E930 2122 2140 30 000000	TITLE I:GUIDANCE MEDICAR	330.00	0.00	0.00	330.00	0.00	0.00	0.00
50E000 2134 2130 00 000000	HEALTH: FICA	200.00	299.46	614.54	-414.54	0.00	97.56	307.27
50E105 2134 2130 00 000000	ADAMS HEALTH SERV FICA	2,000.00	141.34	1,243.89	756.11	0.00	1,638.74	62.19
50E107 2134 2130 00 000000	JEFFERSON HEALTH SERV FICA	1,800.00	132.64	1,097.57	702.43	0.00	1,559.50	60.98
50E108 2134 2130 00 000000	LINCOLN HEALTH SERV FICA	1,700.00	130.98	1,099.21	600.79	0.00	1,574.65	64.66

Account Number	Account Level Description Account Number	2021-22 Original Budget	February 2021-22 Monthly Activity	2021-22 FYTD Activity	2021-22 Available Funds	Encumbered Amount	2020-21 FY Activity	2021-22 FYTD %
50	SOCIAL SECURITY/MEDICARE							
50E109 2134 2130 00 000000	LONGFELLOW HEALTH SERV FICA	1,900.00	128.14	993.70	906.30	0.00	1,416.48	52.30
50E110 2134 2130 00 000000	WASHINGTON HEALTH SERV FICA	2,500.00	184.41	1,537.85	962.15	0.00	2,236.06	61.51
50E204 2134 2130 00 000000	JH HEALTH SERV FICA	1,900.00	201.82	1,676.42	223.58	0.00	1,128.07	88.23
50E303 2134 2130 00 000000	HS HEALTH SERV FICA	2,000.00	221.12	1,515.79	484.21	0.00	1,295.52	75.79
50E960 2134 2130 30 000000		0.00	29.54	93.63	-93.63	0.00	0.00	0.00
50E965 2134 2130 30 000000		0.00	0.00	12.34	-12.34	0.00	0.00	0.00
50E000 2134 2140 00 000000	HEALTH: MEDICARE	500.00	70.04	488.15	11.85	0.00	451.15	97.63
50E105 2134 2140 00 000000	ADAMS HEALTH SERV MEDICARE	600.00	33.06	290.95	309.05	0.00	383.30	48.49
50E107 2134 2140 00 000000	JEFFERSON HEALTH SERV MEDIC	450.00	31.02	256.68	193.32	0.00	364.72	57.04
50E108 2134 2140 00 000000	LINCOLN HEALTH SERV MEDICAR	500.00	30.64	257.11	242.89	0.00	368.24	51.42
50E109 2134 2140 00 000000	LONGFELLOW HEALTH SERV MEDI	500.00	29.97	232.40	267.60	0.00	331.28	46.48
50E110 2134 2140 00 000000	WASHINGTON HEALTH SERV MEDI	600.00	43.13	359.62	240.38	0.00	522.91	59.94
50E204 2134 2140 00 000000	JH HEALTH SERV MEDICARE	500.00	46.82	391.31	108.69	0.00	263.88	78.26
50E303 2134 2140 00 000000	HS HEALTH SERV MEDICARE	500.00	51.71	354.50	145.50	0.00	302.93	70.90
50E960 2134 2140 30 000000		0.00	6.91	21.91	-21.91	0.00	0.00	0.00
50E965 2134 2140 30 000000		0.00	0.00	2.88	-2.88	0.00	0.00	0.00
50E105 2190 2130 00 000000	ADAMS SUPPORT STAFF FICA	600.00	55.82	262.58	337.42	0.00	219.46	43.76
50E107 2190 2130 00 000000	JEFFERSON SUPPORT STAFF FIC	2,000.00	241.75	1,258.42	741.58	0.00	1,723.20	62.92
50E108 2190 2130 00 000000	LINCOLN SUPPORT STAFF FICA	2,500.00	433.36	2,153.34	346.66	0.00	1,168.28	86.13
50E109 2190 2130 00 000000	LONGFELLOW SUPPORT STAFF FI	1,500.00	235.90	1,249.31	250.69	0.00	984.17	83.29
50E110 2190 2130 00 000000	WASHINGTON SUPPORT STAFF FI	3,500.00	664.64	3,107.05	392.95	0.00	2,364.16	88.77
50E204 2190 2130 00 000000	JH SUPPORT STAFF FICA	2,000.00	164.20	948.69	1,051.31	0.00	516.01	47.43
50E303 2190 2130 00 000000	HS SUPPORT STAFF FICA	3,500.00	434.60	2,286.13	1,213.87	0.00	2,123.03	65.32
50E105 2190 2140 00 000000	ADAMS SUPPORT STAFF MEDICAR	250.00	13.06	61.41	188.59	0.00	51.32	24.56
50E107 2190 2140 00 000000	JEFFERSON SUPPORT STAFF MED	500.00	56.53	294.28	205.72	0.00	402.95	58.86
50E108 2190 2140 00 000000	LINCOLN SUPPORT STAFF MEDIC	550.00	101.35	503.64	46.36	0.00	273.25	91.57
50E109 2190 2140 00 000000	LONGFELLOW SUPPORT STAFF ME	400.00	55.16	292.13	107.87	0.00	230.13	73.03
50E110 2190 2140 00 000000	WASHINGTON SUPPORT STAFF ME	850.00	155.40	726.34	123.66	0.00	552.63	85.45
50E204 2190 2140 00 000000	JH SUPPORT STAFF MEDICARE	500.00	38.40	221.89	278.11	0.00	120.70	44.38
50E303 2190 2140 00 000000	HS SUPPORT STAFF MEDICARE	800.00	101.64	534.63	265.37	0.00	496.54	66.83
50E000 2210 2130 00 000000	IMP INST: FICA	2,300.00	195.24	1,563.16	736.84	0.00	2,140.74	67.96
50E902 2210 2130 30 000000	TITLE I FICA	0.00	0.00	0.00	0.00	0.00	0.00	0.00
50E930 2210 2130 30 000000	TITLE I; FICA	0.00	0.00	0.00	0.00	0.00	0.00	0.00
50E940 2210 2130 30 000000	ESSER FICA	0.00	0.00	0.00	0.00	0.00	74.84	0.00
50E000 2210 2140 00 000000	IMP INST: MEDICARE	2,000.00	143.02	1,248.68	751.32	0.00	1,889.92	62.43
50E303 2210 2140 00 000001	3 CIRCLE AG GRANT MEDICARE	50.00	2.94	13.23	36.77	0.00	26.95	26.46
50E902 2210 2140 30 000000	TITLE I MEDICARE	1,600.00	0.00	0.00	1,600.00	0.00	0.00	0.00
50E902 2210 2140 30 105000	AD TITLE I MEDICARE	0.00	24.98	149.94	-149.94	0.00	55.76	0.00

Account Number	Account Level Description Account Number	2021-22 Original Budget	February 2021-22 Monthly Activity	2021-22 FYTD Activity	2021-22 Available Funds	Encumbered Amount	2020-21 FY Activity	2021-22 FYTD %
50	SOCIAL SECURITY/MEDICARE							
50E902 2210 2140 30 107000	JE TITLE I MEDICARE	0.00	24.98	149.94	-149.94	0.00	55.76	0.00
50E902 2210 2140 30 108000	LI TITLE I MEDICARE	0.00	24.98	149.94	-149.94	0.00	55.76	0.00
50E902 2210 2140 30 109000	LO TITLE I MEDICARE	0.00	24.98	149.94	-149.94	0.00	55.76	0.00
50E902 2210 2140 30 110000	WA TITLE I MEDICARE	0.00	25.00	150.03	-150.03	0.00	55.71	0.00
50E930 2210 2140 00 105000	AD TITLE I MEDICARE	0.00	0.00	32.28	-32.28	0.00	236.42	0.00
50E930 2210 2140 00 107000	JE TITLE I MEDICARE	0.00	0.00	32.28	-32.28	0.00	236.42	0.00
50E930 2210 2140 00 108000	LI TITLE I MEDICARE	0.00	0.00	32.28	-32.28	0.00	236.42	0.00
50E930 2210 2140 00 109000	LO TITLE I MEDICARE	0.00	0.00	32.28	-32.28	0.00	236.42	0.00
50E930 2210 2140 00 110000	WA TITLE I MEDICARE	0.00	0.00	32.32	-32.32	0.00	236.70	0.00
50E930 2210 2140 30 000000	TITLE I; MEDICARE	162.00	0.00	0.00	162.00	0.00	243.60	0.00
50E930 2210 2140 30 105000	Title I Medicare-Summer Sch	0.00	0.00	0.00	0.00	0.00	7.36	0.00
50E930 2210 2140 30 107000	Title I Medicare-Summer Sch	0.00	0.00	0.00	0.00	0.00	29.29	0.00
50E930 2210 2140 30 108000	Title I Medicare-Summer Sch	0.00	0.00	0.00	0.00	0.00	29.00	0.00
50E930 2210 2140 30 109000	Title I Medicare-Summer Sch	0.00	0.00	0.00	0.00	0.00	35.15	0.00
50E930 2210 2140 30 110000	Title I Medicare-Summer Sch	0.00	0.00	0.00	0.00	0.00	29.00	0.00
50E935 2210 2140 00 000004	TITLE II MEDICARE	0.00	0.00	0.00	0.00	0.00	5.18	0.00
50E935 2210 2140 00 000005	TITLE SIP MEDICARE	0.00	0.00	0.00	0.00	0.00	0.00	0.00
50E940 2210 2140 30 000000	ESSER MEDICARE	0.00	0.00	0.00	0.00	0.00	325.46	0.00
50E960 2210 2140 30 000000		4,300.00	0.00	41.00	4,259.00	0.00	2.61	0.95
50E965 2210 2140 30 000000	ESSER III MEDICARE	849.00	0.00	148.83	700.17	0.00	0.00	17.53
50E965 2220 2140 30 000000		0.00	0.00	58.12	-58.12	0.00	0.00	0.00
50E000 2225 2130 00 000000	TECH: FICA	16,000.00	1,283.02	10,678.91	5,321.09	0.00	14,806.98	66.74
50E000 2225 2140 00 000000	TECH: MEDICARE	4,000.00	300.06	2,497.56	1,502.44	0.00	3,463.06	62.44
50E000 2321 2130 00 000000	ADMIN: FICA	3,100.00	270.50	2,164.00	936.00	0.00	2,865.86	69.81
50E000 2321 2140 00 000000	ADMIN: MEDICARE	4,000.00	310.74	2,506.98	1,493.02	0.00	3,560.35	62.67
50E965 2330 2140 30 000000		0.00	0.00	0.00	0.00	0.00	0.00	0.00
50E105 2410 2130 00 000000	ADAMS PRINCIPAL FICA	2,500.00	225.03	1,661.07	838.93	0.00	2,119.75	66.44
50E107 2410 2130 00 000000	JEFFERSON PRINCIPAL FICA	2,500.00	197.63	1,574.62	925.38	0.00	2,281.56	62.98
50E108 2410 2130 00 000000	LINCOLN PRINCIPAL FICA	3,050.00	266.10	2,043.30	1,006.70	0.00	2,651.13	66.99
50E109 2410 2130 00 000000	LONGFELLOW PRINCIPAL FICA	3,500.00	256.07	1,956.67	1,543.33	0.00	2,666.37	55.90
50E110 2410 2130 00 000000	WASHINGTON PRINCIPAL FICA	2,600.00	209.92	1,739.41	860.59	0.00	2,444.99	66.90
50E204 2410 2130 00 000000	JH PRINCIPAL FICA	4,100.00	319.40	2,521.58	1,578.42	0.00	3,473.42	61.50
50E303 2410 2130 00 000000	HS PRIN FICA	13,000.00	841.64	6,615.41	6,384.59	0.00	10,131.06	50.89
50E105 2410 2140 00 000000	ADAMS PRINCIPAL MEDICARE	2,100.00	162.05	1,278.79	821.21	0.00	1,741.87	60.89
50E107 2410 2140 00 000000	JEFFERSON PRINCIPAL MEDICAR	2,000.00	139.92	1,024.13	975.87	0.00	2,249.42	51.21
50E108 2410 2140 00 000000	LINCOLN PRINCIPAL MEDICARE	3,600.00	285.92	2,295.25	1,304.75	0.00	3,221.06	63.76
50E109 2410 2140 00 000000	LONGFELLOW PRINCIPAL MEDICA	2,100.00	162.63	1,293.94	806.06	0.00	1,817.02	61.62
50E110 2410 2140 00 000000	WASHINGTON PRINCIPAL MEDICA	3,200.00	243.98	1,995.56	1,204.44	0.00	2,842.26	62.36

Account Number	Account Level Description Account Number	2021-22 Original Budget	February 2021-22 Monthly Activity	2021-22 FYTD Activity	2021-22 Available Funds	Encumbered Amount	2020-21 FY Activity	2021-22 FYTD %
50	SOCIAL SECURITY/MEDICARE							
50E204 2410 2140 00 000000	JH PRINCIPAL MEDICARE	4,600.00	284.17	2,301.44	2,298.56	0.00	4,583.24	50.03
50E303 2410 2140 00 000000	HS PRIN MEDICARE	6,500.00	535.83	4,320.65	2,179.35	0.00	6,174.73	66.47
50E930 2410 2140 30 000000	TITLE 1: MEDICARE	0.00	0.00	0.00	0.00	0.00	0.00	0.00
50E000 2510 2130 00 000000	BUS MAN: FICA	5,800.00	444.32	3,556.84	2,243.16	0.00	4,960.40	61.32
50E000 2510 2140 00 000000	BUS MAN: MEDICARE	1,400.00	103.92	831.87	568.13	0.00	1,159.95	59.42
50E000 2520 2130 00 000000	FISCAL: FICA	5,700.00	365.62	3,017.34	2,682.66	0.00	4,134.84	52.94
50E000 2520 2140 00 000000	FISCAL: MEDICARE	1,400.00	85.50	705.62	694.38	0.00	967.13	50.40
50E000 2542 2130 00 000000	MAINT: FICA	26,000.00	1,667.84	14,060.06	11,939.94	0.00	20,973.55	54.08
50E105 2542 2130 00 000000	ADAMS CUSTODIAN FICA	6,300.00	379.57	2,717.76	3,582.24	0.00	3,386.77	43.14
50E107 2542 2130 00 000000	JEFFERSON CUSTODIAN FICA	7,000.00	604.71	4,392.65	2,607.35	0.00	5,556.27	62.75
50E108 2542 2130 00 000000	LINCOLN CUSTODIAN FICA	5,500.00	496.17	3,694.08	1,805.92	0.00	4,348.62	67.17
50E109 2542 2130 00 000000	LONGFELLOW CUSTODIAN FICA	5,000.00	244.12	2,123.98	2,876.02	0.00	2,942.51	42.48
50E110 2542 2130 00 000000	WASHINGTON CUSTODIAN FICA	8,000.00	641.03	4,643.80	3,356.20	0.00	6,136.11	58.05
50E204 2542 2130 00 000000	JH CUSTODIAN FICA	10,000.00	785.32	6,413.01	3,586.99	0.00	7,876.48	64.13
50E303 2542 2130 00 000000	HS CUSTODIAN FICA	17,000.00	1,478.94	11,035.35	5,964.65	0.00	15,420.15	64.91
50E000 2542 2140 00 000000	MAINT: MEDICARE	5,500.00	390.05	3,288.18	2,211.82	0.00	4,905.11	59.79
50E105 2542 2140 00 000000	ADAMS CUSTODIAN MEDICARE	1,500.00	88.78	635.64	864.36	0.00	792.07	42.38
50E107 2542 2140 00 000000	JEFFERSON CUSTODIAN MEDICAR	1,500.00	141.42	1,027.29	472.71	0.00	1,299.44	68.49
50E108 2542 2140 00 000000	LINCOLN CUSTODIAN MEDICARE	1,600.00	116.05	864.00	736.00	0.00	1,017.03	54.00
50E109 2542 2140 00 000000	LONGFELLOW CUSTODIAN MEDICA	1,000.00	57.09	496.74	503.26	0.00	688.17	49.67
50E110 2542 2140 00 000000	WASHINGTON CUSTODIAN MEDICA	2,000.00	149.95	1,086.09	913.91	0.00	1,435.08	54.30
50E204 2542 2140 00 000000	JH CUSTODIAN MEDICARE	2,200.00	183.66	1,499.82	700.18	0.00	1,842.04	68.17
50E303 2542 2140 00 000000	HS CUSTODIAN MEDICARE	4,000.00	345.84	2,580.81	1,419.19	0.00	3,606.35	64.52
50E000 2550 2130 00 000000	PUPIL TRANS: FICA	1,500.00	91.40	732.43	767.57	0.00	868.56	48.83
50E000 2550 2140 00 000000	PUPIL TRANS: MEDICARE	400.00	21.38	171.32	228.68	0.00	203.06	42.83
50E000 2560 2120 84 000000	FOOD SERV: IMRF	0.00	0.00	0.00	0.00	0.00	0.00	0.00
50E000 2560 2130 84 000000	FOOD SERV: FICA	7,000.00	562.24	4,792.17	2,207.83	0.00	6,586.36	68.46
50E105 2560 2130 84 000000	ADAMS FOOD SERV FICA	4,500.00	335.93	2,887.33	1,612.67	0.00	3,802.23	64.16
50E107 2560 2130 84 000000	JEFFERSON FOOD SERV FICA	4,500.00	411.02	2,273.79	2,226.21	0.00	2,451.69	50.53
50E108 2560 2130 84 000000	LINCOLN FOOD SERV FICA	6,200.00	502.17	3,660.79	2,539.21	0.00	5,905.06	59.05
50E109 2560 2130 84 000000	LONGFELLOW FOOD SERV FICA	4,500.00	354.48	1,989.63	2,510.37	0.00	2,452.68	44.21
50E110 2560 2130 84 000000	WASHINGTON FOOD SERV FICA	6,800.00	435.22	3,415.63	3,384.37	0.00	3,669.46	50.23
50E204 2560 2130 84 000000	JH FOOD FICA	6,900.00	888.35	5,465.72	1,434.28	0.00	5,809.35	79.21
50E303 2560 2130 84 000000	HS FOOD SERV FICA	6,500.00	705.24	5,264.49	1,235.51	0.00	5,721.71	80.99
50E960 2560 2130 30 000000		3,100.00	0.00	1,511.47	1,588.53	0.00	1,360.26	48.76
50E000 2560 2140 84 000000	FOOD SERV: MEDICARE	1,700.00	131.50	1,120.76	579.24	0.00	1,540.37	65.93
50E105 2560 2140 84 000000	ADAMS FOOD SERV MEDICARE	1,000.00	78.55	675.22	324.78	0.00	889.24	67.52
50E107 2560 2140 84 000000	JEFFERSON FOOD SERV MEDICAR	1,100.00	96.12	531.78	568.22	0.00	573.48	48.34

Account Number	Account Level Description Account Number	2021-22 Original Budget	February 2021-22 Monthly Activity	2021-22 FYTD Activity	2021-22 Available Funds	Encumbered Amount	2020-21 FY Activity	2021-22 FYTD %
50	SOCIAL SECURITY/MEDICARE							
50E108 2560 2140 84 000000	LINCOLN FOOD SERV MEDICARE	1,400.00	117.44	856.16	543.84	0.00	1,380.95	61.15
50E109 2560 2140 84 000000	LONGFELLOW FOOD SERV MEDICA	1,100.00	82.89	465.29	634.71	0.00	573.72	42.30
50E110 2560 2140 84 000000	WASHINGTON FOOD SERV MEDICA	1,600.00	101.78	798.83	801.17	0.00	858.12	49.93
50E204 2560 2140 84 000000	JH FOOD SERV MEDICARE	1,600.00	207.76	1,278.25	321.75	0.00	1,358.51	79.89
50E303 2560 2140 84 000000	HS FOOD SERV MEDICARE	2,000.00	164.94	1,231.28	768.72	0.00	1,338.28	61.56
50E960 2560 2140 30 000000		725.00	0.00	353.49	371.51	0.00	318.12	48.76
50E902 2900 2130 30 105000	AD TITLE I FICA	0.00	0.00	0.00	0.00	0.00	0.00	0.00
50E902 2900 2130 30 107000	JE TITLE I FICA	0.00	0.00	0.00	0.00	0.00	0.00	0.00
50E902 2900 2130 30 108000	LI TITLE I FICA	0.00	0.00	0.00	0.00	0.00	0.00	0.00
50E902 2900 2130 30 109000	LO TITLE I FICA	0.00	0.00	0.00	0.00	0.00	0.00	0.00
50E902 2900 2130 30 110000	WA TITLE I FICA	0.00	0.00	0.00	0.00	0.00	0.00	0.00
50E930 2900 2130 30 000000	TITLE I: FICA	0.00	0.00	0.00	0.00	0.00	0.00	0.00
50E930 2900 2130 30 105000	AD TITLE I FICA	0.00	0.00	0.00	0.00	0.00	315.99	0.00
50E930 2900 2130 30 107000	JE TITLE I FICA	0.00	0.00	0.00	0.00	0.00	315.99	0.00
50E930 2900 2130 30 108000	LI TITLE I FICA	0.00	0.00	0.00	0.00	0.00	315.99	0.00
50E930 2900 2130 30 109000	LO TITLE I FICA	0.00	0.00	0.00	0.00	0.00	315.99	0.00
50E930 2900 2130 30 110000	WA TITLE I FICA	0.00	0.00	0.00	0.00	0.00	315.98	0.00
50E000 2900 2140 00 000000		0.00	18.56	110.38	-110.38	0.00	0.00	0.00
50E902 2900 2140 30 000000	TITLE I MEDICARE	500.00	0.00	0.00	500.00	0.00	0.00	0.00
50E902 2900 2140 30 105000	AD TITLE I MEDICARE	0.00	5.58	33.18	-33.18	0.00	0.00	0.00
50E902 2900 2140 30 107000	JE TITLE I MEDICARE	0.00	5.58	33.18	-33.18	0.00	0.00	0.00
50E902 2900 2140 30 108000	LI TITLE I MEDICARE	0.00	5.58	33.18	-33.18	0.00	0.00	0.00
50E902 2900 2140 30 109000	LO TITLE I MEDICARE	0.00	5.58	33.18	-33.18	0.00	0.00	0.00
50E902 2900 2140 30 110000	WA TITLE I MEDICARE	0.00	5.58	33.18	-33.18	0.00	0.00	0.00
50E930 2900 2140 30 000000	TITLE I: MEDICARE	0.00	0.00	0.00	0.00	0.00	0.00	0.00
50E930 2900 2140 30 105000	AD TITLE I MEDICARE	0.00	0.00	0.00	0.00	0.00	73.92	0.00
50E930 2900 2140 30 107000	JE TITLE I MEDICARE	0.00	0.00	0.00	0.00	0.00	73.92	0.00
50E930 2900 2140 30 108000	LI TITLE I MEDICARE	0.00	0.00	0.00	0.00	0.00	73.92	0.00
50E930 2900 2140 30 109000	LO TITLE I MEDICARE	0.00	0.00	0.00	0.00	0.00	73.92	0.00
50E930 2900 2140 30 110000	WA TITLE I MEDICARE	0.00	0.00	0.00	0.00	0.00	73.85	0.00
50E902 3900 2130 30 000000	TITLE I FICA	0.00	0.00	0.00	0.00	0.00	0.00	0.00
50E930 3900 2130 30 000000	TITLE I: FICA	0.00	0.00	0.00	0.00	0.00	0.00	0.00
50E902 3900 2140 30 000000	TITLE I MEDICARE	600.00	0.00	0.00	600.00	0.00	0.00	0.00
50E902 3900 2140 30 105000	AD TITLE I MEDICARE	0.00	5.90	35.38	-35.38	0.00	0.00	0.00
50E902 3900 2140 30 107000	JE TITLE I MEDICARE	0.00	5.90	35.38	-35.38	0.00	0.00	0.00
50E902 3900 2140 30 108000	LI TITLE I MEDICARE	0.00	5.90	35.38	-35.38	0.00	0.00	0.00
50E902 3900 2140 30 109000	LO TITLE I MEDICARE	0.00	5.90	35.38	-35.38	0.00	0.00	0.00
50E902 3900 2140 30 110000	WA TITLE I MEDICARE	0.00	5.86	35.34	-35.34	0.00	0.00	0.00

Account Number	Account Level Description Account Number	2021-22 Original Budget	February 2021-22 Monthly Activity	2021-22 FYTD Activity	2021-22 Available Funds	Encumbered Amount	2020-21 FY Activity	2021-22 FYTD %
50	SOCIAL SECURITY/MEDICARE							
50E930 3900 2140 30 000000	TITLE I: MEDICARE	83.00	0.00	0.00	83.00	0.00	0.00	0.00
50E930 3900 2140 30 105000		0.00	0.00	16.52	-16.52	0.00	49.56	0.00
50E930 3900 2140 30 107000		0.00	0.00	16.52	-16.52	0.00	49.56	0.00
50E930 3900 2140 30 108000		0.00	0.00	16.52	-16.52	0.00	49.56	0.00
50E930 3900 2140 30 109000		0.00	0.00	16.52	-16.52	0.00	49.56	0.00
50E930 3900 2140 30 110000		0.00	0.00	16.56	-16.56	0.00	49.68	0.00
50E000 3901 2130 00 000000	AFTERCATS: FICA	400.00	55.06	292.19	107.81	0.00	349.19	73.05
50E105 3901 2130 00 000000	ADAMS AFTERCATS FICA	400.00	39.78	163.50	236.50	0.00	306.78	40.88
50E107 3901 2130 00 000000	JEFFERSON AFTERCATS FICA	600.00	97.33	379.07	220.93	0.00	390.25	63.18
50E108 3901 2130 00 000000	LINCOLN AFTERCATS FICA	1,200.00	100.42	565.87	634.13	0.00	677.33	47.16
50E109 3901 2130 00 000000	LONGFELLOW AFTERCATS FICA	1,000.00	168.79	836.15	163.85	0.00	809.41	83.62
50E110 3901 2130 00 000000	WASHINGTON AFTERCATS FICA	1,000.00	120.37	602.95	397.05	0.00	592.92	60.30
50E204 3901 2130 00 000000	JH AFTERCATS FICA	500.00	64.93	305.21	194.79	0.00	355.60	61.04
50E000 3901 2140 00 000000	AFTERCATS: MEDICARE	100.00	12.88	68.34	31.66	0.00	81.70	68.34
50E105 3901 2140 00 000000	ADAMS AFTERCATS MEDICARE	100.00	9.30	38.24	61.76	0.00	71.74	38.24
50E107 3901 2140 00 000000	JEFFERSON AFTERCATS MEDICAR	200.00	22.76	88.64	111.36	0.00	91.28	44.32
50E108 3901 2140 00 000000	LINCOLN AFTERCATS MEDICARE	330.00	23.48	132.35	197.65	0.00	158.41	40.11
50E109 3901 2140 00 000000	LONGFELLOW AFTERCATS MEDICA	300.00	39.48	195.54	104.46	0.00	189.29	65.18
50E110 3901 2140 00 000000	WASHINGTON AFTERCATS MEDICA	300.00	28.16	141.02	158.98	0.00	138.64	47.01
50E204 3901 2140 00 000000	JH AFTERCATS - MEDICARE	150.00	15.19	71.37	78.63	0.00	83.18	47.58
50---- ---- ---- -- ------		602,664.00	47,493.85	362,643.38	240,020.62	0.00	482,190.98	60.17
51	ILLINOIS MUNICIPAL RETIREMENT							
51E960 1100 2120 30 000000		7,500.00	0.00	4,109.27	3,390.73	0.00	3,086.25	54.79
51E960 1100 2130 30 000000	IMRF K-12 ESSER II	0.00	0.00	0.00	0.00	0.00	-2,621.19	0.00
51E105 1101 2120 00 000000	ELEM. IMRF	2,200.00	246.52	1,465.59	734.41	0.00	1,967.49	66.62
51E105 1101 2120 00 000001	ADAMS IMRF	2,800.00	0.00	0.00	2,800.00	0.00	521.68	0.00
51E107 1101 2120 00 000000	JEFFERSON IMRF	2,800.00	258.82	1,563.96	1,236.04	0.00	2,268.32	55.86
51E108 1101 2120 00 000000	LINCOLN IMRF	100.00	0.00	0.00	100.00	0.00	0.00	0.00
51E109 1101 2120 00 000000	LONGFELLOW IMRF	2,200.00	239.31	1,444.94	755.06	0.00	2,085.17	65.68
51E110 1101 2120 00 000000	WASHINGTON IMRF	3,300.00	485.08	2,850.32	449.68	0.00	3,071.27	86.37
51E303 1103 2120 00 000000	HS IMRF	27,000.00	865.36	8,024.80	18,975.20	0.00	12,228.49	29.72
51E303 1103 2120 00 000001	HS IMRF	2,000.00	0.00	0.00	2,000.00	0.00	0.00	0.00
51E940 1250 2120 30 000000	Esser Grant-IMRF-Employer	0.00	0.00	0.00	0.00	0.00	0.00	0.00
51E965 1250 2120 30 000000	ESSER III IMRF	15,000.00	0.00	0.00	15,000.00	0.00	0.00	0.00
51E000 1500 2120 00 000000	ATHL: IMRF	4,200.00	282.04	2,609.14	1,590.86	0.00	3,855.51	62.12

Account Number	Account Level Description Account Number	2021-22 Original Budget	February 2021-22 Monthly Activity	2021-22 FYTD Activity	2021-22 Available Funds	Encumbered Amount	2020-21 FY Activity	2021-22 FYTD %
51	ILLINOIS MUNICIPAL RETIREMENT							
51E000 1500 2120 00 000001	ATHL: IMRF	1,500.00	119.96	767.55	732.45	0.00	634.86	51.17
51E000 1500 2120 01 000000	FOOTBALL IMRF	0.00	0.00	0.00	0.00	0.00	0.00	0.00
51E000 1500 2120 06 000000	WRESTLING IMRF	0.00	0.00	0.00	0.00	0.00	0.00	0.00
51E000 1500 2120 15 000000	HS BOYS BASKETBALL IMRF	0.00	0.00	0.00	0.00	0.00	0.00	0.00
51E000 1500 2120 20 000000	JH BOYS BASKETBALL IMRF	0.00	0.00	0.00	0.00	0.00	0.00	0.00
51E303 1500 2120 01 000000	HS FOOTBALL IMRF	600.00	142.00	1,199.12	-599.12	0.00	546.12	199.85
51E303 1500 2120 06 000000	HS WRESTLING IMRF	400.00	0.00	0.00	400.00	0.00	0.00	0.00
51E303 1500 2120 15 000000	HS BOYS BASKETBALL IMRF	800.00	44.02	402.76	397.24	0.00	624.00	50.35
51E303 1500 2120 31 000000		800.00	128.78	566.76	233.24	0.00	612.72	70.85
51E303 1500 2120 32 000000		0.00	0.00	485.00	-485.00	0.00	0.00	0.00
51E303 1500 2120 33 000000	HS GIRLS TRACK IMRF	1,000.00	0.00	0.00	1,000.00	0.00	906.69	0.00
51E000 1501 2120 00 000000	ADAMS IMRF	500.00	212.10	721.35	-221.35	0.00	476.44	144.27
51E000 2134 2120 00 000000	HEALTH SERV IMRF	500.00	655.50	1,311.00	-811.00	0.00	220.68	262.20
51E105 2134 2120 00 000000	HEALTH SERV. IMRF	5,000.00	285.42	2,598.05	2,401.95	0.00	4,005.23	51.96
51E107 2134 2120 00 000000	HEALTH SERV. IMRF	4,200.00	267.86	2,529.74	1,670.26	0.00	3,811.41	60.23
51E108 2134 2120 00 000000	HEALTH SERVICES: IMRF	5,000.00	291.94	2,784.42	2,215.58	0.00	4,221.12	55.69
51E109 2134 2120 00 000000	HEALTH SERV. IMRF	4,000.00	258.76	2,282.30	1,717.70	0.00	3,480.85	57.06
51E110 2134 2120 00 000000	HEALTH SERV. IMRF	5,800.00	372.40	3,531.73	2,268.27	0.00	5,389.10	60.89
51E204 2134 2120 00 000000	HEALTH SERV. IMRF	3,500.00	407.54	3,899.31	-399.31	0.00	2,648.72	111.41
51E303 2134 2120 00 000000	HEALTH SERV. IMRF	4,000.00	473.98	3,741.65	258.35	0.00	3,544.95	93.54
51E960 2134 2120 30 000000		0.00	59.65	217.55	-217.55	0.00	0.00	0.00
51E965 2134 2120 30 000000		0.00	0.00	29.90	-29.90	0.00	0.00	0.00
51E105 2190 2120 00 000000	ADAMS SUPPORT IMRF	1,000.00	0.00	0.00	1,000.00	0.00	0.00	0.00
51E107 2190 2120 00 000000	JEFFERSON SUPPORT IMRF	1,000.00	185.49	1,055.93	-55.93	0.00	894.24	105.59
51E108 2190 2120 00 000000	LINCOLN SUPPORT IMRF	1,000.00	108.11	630.71	369.29	0.00	672.41	63.07
51E109 2190 2120 00 000000	LONGFELLOW SUPPORT IMRF	2,000.00	243.30	1,366.45	633.55	0.00	1,558.66	68.32
51E110 2190 2120 00 000000	WASHINGTON SUPPORT IMRF	4,000.00	887.29	4,998.69	-998.69	0.00	3,791.06	124.97
51E204 2190 2120 00 000000	JH SUPPORT STAFF IMRF	2,000.00	214.08	1,286.84	713.16	0.00	1,342.22	64.34
51E303 2190 2120 00 000000	HS SUPPORT STAFF IMRF	6,000.00	877.63	5,288.41	711.59	0.00	5,213.46	88.14
51E000 2210 2120 00 000000	STAFF DEV IMRF	6,000.00	421.72	3,881.10	2,118.90	0.00	5,622.11	64.69
51E940 2210 2120 30 000000	ESSER IMRF	500.00	0.00	0.00	500.00	0.00	173.47	0.00
51E000 2225 2120 00 000000	TECHNOLOGY IMRF	37,000.00	2,682.85	24,910.48	12,089.52	0.00	36,974.13	67.33
51E000 2321 2120 00 000000	ADMIN IMRF	7,500.00	546.24	5,027.03	2,472.97	0.00	7,042.31	67.03
51E105 2410 2120 00 000000	PRINCIPAL IMRF	7,000.00	487.39	4,712.96	2,287.04	0.00	6,952.06	67.33
51E107 2410 2120 00 000000	PRINCIPAL IMRF	5,500.00	399.08	3,657.04	1,842.96	0.00	5,604.32	66.49
51E108 2410 2120 00 000000	PRINCIPAL IMRF	7,500.00	591.72	4,952.52	2,547.48	0.00	7,305.71	66.03
51E109 2410 2120 00 000000	PRINCIPAL IMRF	8,500.00	616.56	5,439.05	3,060.95	0.00	7,860.94	63.99
51E110 2410 2120 00 000000	PRINCIPAL IMRF	6,200.00	423.92	3,982.81	2,217.19	0.00	6,006.81	64.24

Account Number	Account Level Description Account Number	2021-22 Original Budget	February 2021-22 Monthly Activity	2021-22 FYTD Activity	2021-22 Available Funds	Encumbered Amount	2020-21 FY Activity	2021-22 FYTD %
51	ILLINOIS MUNICIPAL RETIREMENT							
51E204 2410 2120 00 000000	PRINCIPAL IMRF	9,800.00	717.78	6,552.11	3,247.89	0.00	9,712.05	66.86
51E303 2410 2120 00 000000	PRINCIPAL IMRF	28,000.00	1,827.76	16,001.14	11,998.86	0.00	25,652.63	57.15
51E000 2510 2120 00 000000	BUS. MGR. IMRF	15,000.00	948.00	8,724.26	6,275.74	0.00	12,771.87	58.16
51E000 2520 2120 00 000000	FISCAL IMRF	15,000.00	786.60	7,459.33	7,540.67	0.00	10,164.78	49.73
51E000 2542 2120 00 000000	CUST./MAINT. IMRF	60,000.00	3,428.15	33,763.75	26,236.25	0.00	52,763.22	56.27
51E105 2542 2120 00 000000	CUST./MAINT. IMRF	15,000.00	785.39	6,819.76	8,180.24	0.00	10,064.40	45.47
51E107 2542 2120 00 000000	CUST./MAINT. IMRF	15,000.00	1,204.91	10,742.04	4,257.96	0.00	13,417.67	71.61
51E108 2542 2120 00 000000	CUST./MAINT. IMRF	13,000.00	1,044.12	9,031.10	3,968.90	0.00	11,211.62	69.47
51E109 2542 2120 00 000000	CUST./MAINT. IMRF	8,000.00	421.73	3,616.02	4,383.98	0.00	5,268.84	45.20
51E110 2542 2120 00 000000	CUST./MAINT. IMRF	20,000.00	972.43	8,749.50	11,250.50	0.00	15,965.63	43.75
51E204 2542 2120 00 000000	CUST./MAINT. IMRF	20,000.00	1,346.95	12,759.19	7,240.81	0.00	18,250.23	63.80
51E303 2542 2120 00 000000	CUST./MAINT. IMRF	42,000.00	2,855.94	25,458.50	16,541.50	0.00	41,352.59	60.62
51E000 2550 2120 00 000000	TRANS. IMRF	3,500.00	196.66	1,809.79	1,690.21	0.00	2,278.50	51.71
51E000 2560 2120 84 000000	FOOD SERVICE IMRF	16,000.00	1,135.38	10,647.17	5,352.83	0.00	15,697.20	66.54
51E105 2560 2120 84 000000	FOOD SERV. IMRF	10,500.00	756.43	7,382.94	3,117.06	0.00	10,492.11	70.31
51E107 2560 2120 84 000000	FOOD SERV. IMRF	10,000.00	783.42	5,199.73	4,800.27	0.00	5,582.93	52.00
51E108 2560 2120 84 000000	FOOD SERV. IMRF	15,000.00	1,068.97	8,698.78	6,301.22	0.00	14,178.84	57.99
51E109 2560 2120 84 000000	FOOD SERVICE IMRF	10,000.00	706.46	4,826.66	5,173.34	0.00	5,569.16	48.27
51E110 2560 2120 84 000000	FOOD SERV. IMRF	16,000.00	878.86	6,465.74	9,534.26	0.00	7,497.38	40.41
51E204 2560 2120 84 000000	FOOD SERV. IMRF	16,000.00	1,275.29	9,704.29	6,295.71	0.00	14,990.08	60.65
51E303 2560 2120 84 000000	FOOD SERV. IMRF	16,000.00	1,443.48	12,659.74	3,340.26	0.00	14,445.22	79.12
51E960 2560 2120 30 000000		7,500.00	0.00	2,951.71	4,548.29	0.00	2,621.19	39.36
51E902 2900 2120 30 000000	TITLE I IMRF	0.00	0.00	0.00	0.00	0.00	0.00	0.00
51E902 2900 2120 30 105000	AD TITLE I IMRF	0.00	0.00	0.00	0.00	0.00	0.00	0.00
51E902 2900 2120 30 107000	JE TITILE I IMRF	0.00	0.00	0.00	0.00	0.00	0.00	0.00
51E902 2900 2120 30 108000	LI TITLE I IMRF	0.00	0.00	0.00	0.00	0.00	0.00	0.00
51E902 2900 2120 30 109000	LO TITLE I IMRF	0.00	0.00	0.00	0.00	0.00	0.00	0.00
51E902 2900 2120 30 110000	WA TITLE I IMRF	0.00	0.00	0.00	0.00	0.00	0.00	0.00
51E930 2900 2120 30 000000	TITLE I IMRF	0.00	0.00	0.00	0.00	0.00	0.00	0.00
51E930 2900 2120 30 105000	AD TITLE I IMRF	0.00	0.00	0.00	0.00	0.00	775.41	0.00
51E930 2900 2120 30 107000	JE TITLE I IMRF	0.00	0.00	0.00	0.00	0.00	775.41	0.00
51E930 2900 2120 30 108000	LI TITLE I IMRF	0.00	0.00	0.00	0.00	0.00	775.41	0.00
51E930 2900 2120 30 109000	LO TITLE I IMRF	0.00	0.00	0.00	0.00	0.00	775.41	0.00
51E930 2900 2120 30 110000	WA TITLE I IMRF	0.00	0.00	0.00	0.00	0.00	775.33	0.00
51E107 3901 2120 00 000000	AFTERCATS IMRF	1,100.00	138.73	808.99	291.01	0.00	956.64	73.54
51E108 3901 2120 00 000000	AFTERCATS IMRF	2,500.00	183.26	1,147.89	1,352.11	0.00	1,666.43	45.92
51E109 3901 2120 00 000000	LONGFELLOW AFTERCATS IMRF	2,300.00	233.95	1,328.94	971.06	0.00	1,964.92	57.78
51E110 3901 2120 00 000000	WA AFTERCATS IMRF	1,000.00	243.09	1,391.33	-391.33	0.00	688.90	139.13

Account Number	Account Level Description Account Number	2021-22 Original Budget	February 2021-22 Monthly Activity	2021-22 FYTD Activity	2021-22 Available Funds	Encumbered Amount	2020-21 FY Activity	2021-22 FYTD %
51	ILLINOIS MUNICIPAL RETIREMENT							
51E204 3901 2120 00 000000	JH AFTERCATS IMRF	1,400.00	141.75	852.79	547.21	0.00	1,160.31	60.91
51---- ---- ---- -- ------		599,000.00	40,307.91	345,879.42	253,120.58	0.00	484,862.10	57.74
60	CAPITAL PROJECTS FUND OR FUND							
60E000 2532 5100 01 000001	LAND PURCHASE	0.00	0.00	0.00	0.00	0.00	0.00	0.00
60E000 2533 3010 00 019023	ARC FEES-DOOR HARDWARE REPL	0.00	0.00	0.00	0.00	0.00	0.00	0.00
60E000 2533 3010 00 019087	ARC FEES-DOOR HARDWARE-WASH	0.00	0.00	0.00	0.00	0.00	0.00	0.00
60E000 2533 3010 00 019095	ARC FEES-LINCOLN ROOF REPL.	0.00	0.00	0.00	0.00	0.00	0.00	0.00
60E000 2533 5230 00 000000	ARCH LOCAL PROJECTS	200,000.00	0.00	54,080.00	145,920.00	0.00	0.00	27.04
60E000 2533 5230 00 019095	ARCH LINCOLN ROOF	0.00	0.00	0.00	0.00	0.00	0.00	0.00
60E000 2533 5230 00 020084	ARCHITECT PAVEMENT PLAYGROU	10,000.00	0.00	19,471.48	-9,471.48	0.00	44,243.52	194.71
60E000 2533 5230 03 018078	MHS ARC FEES-PHASE 2	0.00	0.00	0.00	0.00	0.00	0.00	0.00
60E000 2533 5230 03 019042	MHS - PHASE 3 ARCHITECT	1,200.00	0.00	1,622.21	-422.21	0.00	23,764.00	135.18
60E000 2533 5230 03 020016	FOOTBALL LIGHTING ARCHITECT	0.00	0.00	0.00	0.00	0.00	17,873.36	0.00
60E000 2533 5230 03 020080	ARCHITECT MHS PHASE 4	10,000.00	0.00	2,473.71	7,526.29	0.00	8,716.95	24.74
60E000 2533 5230 03 020083	ARCHITECT FB FIELD SEWER RE	600.00	0.00	528.76	71.24	0.00	7,743.51	88.13
60E109 2533 5230 00 018072	Longfellow Roof Repl Arc Fe	0.00	0.00	0.00	0.00	0.00	0.00	0.00
60E110 2533 5230 00 021053	ARCHITECT WA ACCESSIBILITY	10,000.00	268.70	6,137.90	3,862.10	0.00	0.00	61.38
60E000 2535 3190 00 000002	UNIT 2 LOCAL PROJECTS	2,000,000.00	0.00	0.00	2,000,000.00	0.00	533,226.20	0.00
60E000 2535 5230 00 019042	MHS AC PHASE 3	30,000.00	0.00	35,069.50	-5,069.50	0.00	443,290.50	116.90
60E000 2535 5230 00 020084	PAVEMENT/PLAYGROUND SURFACE	600,000.00	0.00	591,364.94	8,635.06	0.00	0.00	98.56
60E109 2535 5230 00 018072	Longfellow School Roof Repl	0.00	0.00	0.00	0.00	0.00	0.00	0.00
60E110 2535 5230 00 021053	WASHINGTON ACCESSIBILITY	50,000.00	0.00	45,800.00	4,200.00	0.00	0.00	91.60
60E303 2535 5230 00 018002	MHS AC PHASE I	0.00	0.00	0.00	0.00	0.00	55,790.81	0.00
60E303 2535 5230 00 018078	MHS Access Costs Phase 2	0.00	0.00	0.00	0.00	0.00	0.00	0.00
60E303 2535 5230 00 020016	MHS FOOTBALL LIGHTS/SEWER	4,283.00	0.00	4,282.20	0.80	0.00	404,473.56	99.98
60E303 2535 5230 00 020080	MHS PHASE 4 CONSTRUCTION	72,000.00	0.00	71,559.00	441.00	0.00	23,841.00	99.39
60E303 2535 5230 03 018002	MHS AC PHASE 1	0.00	0.00	0.00	0.00	0.00	0.00	0.00
60E000 8410 6600 00 000000	NEW AS PRINCIPAL PMT TO FUN	675,000.00	0.00	0.00	675,000.00	0.00	695,000.00	0.00
60E000 8510 6600 00 000000	NEW AS INTEREST PMT TO FUND	76,935.00	0.00	38,467.50	38,467.50	0.00	92,433.50	50.00
60---- ---- ---- -- ------		3,740,018.00	268.70	870,857.20	2,869,160.80	0.00	2,350,396.91	23.28

Account Number	Account Level Description Account Number	2021-22 Original Budget	February 2021-22 Monthly Activity	2021-22 FYTD Activity	2021-22 Available Funds	Encumbered Amount	2020-21 FY Activity	2021-22 FYTD %
70	WORKING CASH FUND							
70E000 8110 0000 10 000000	PERMANENT XFER TO EDUCATION	0.00	0.00	0.00	0.00	0.00	0.00	0.00
70E000 8120 7100 00 000000	TRANS INTEREST	0.00	0.00	0.00	0.00	0.00	0.00	0.00
70---- ---- ---- -- ------		0.00	0.00	0.00	0.00	0.00	0.00	0.00
80	TORT IMMUNITY AND JUDGMENT FUN							
80E000 2361 3800 00 000000	TORT: WORKERS COMPENSATION	190,000.00	0.00	185,468.00	4,532.00	0.00	178,523.00	97.61
80E000 2365 3180 00 000000	TORT: LEGAL SERVICES	80,000.00	219.30	7,151.10	72,848.90	0.00	26,787.00	8.94
80E000 2365 3190 00 000000	TORT: CONTRACTUAL SERVICES	10,000.00	0.00	0.00	10,000.00	0.00	0.00	0.00
80E000 2365 3800 00 000000	TORT: PROPERTY CASUALTY	350,000.00	-4,457.00	313,073.30	36,926.70	0.00	290,599.16	89.45
80E000 2365 3800 00 000001	TORT: UNEMPLOYMENT	20,000.00	90.00	3,445.12	16,554.88	0.00	12,426.85	17.23
80E000 2366 3190 00 000000	SETTLEMENT AGREEMENT	0.00	0.00	0.00	0.00	0.00	0.00	0.00
80---- ---- ---- -- ------		650,000.00	-4,147.70	509,137.52	140,862.48	0.00	508,336.01	78.33
90	FIRE PREVENTION AND SAFETY FUN							
90E000 2533 3010 02 001203	Jr.High 10 YR HLS REPORT	10,000.00	0.00	0.00	10,000.00	0.00	0.00	0.00
90E000 2533 3010 04 001001	CS 10 YR HLS REPORT	0.00	0.00	0.00	0.00	0.00	0.00	0.00
90E000 2533 3010 06 001407	Lincoln HLS 10 YR Survey	0.00	0.00	0.00	0.00	0.00	0.00	0.00
90E000 2533 3010 07 000000	JEFFHI HLS 10 YR SURVEY	0.00	0.00	0.00	0.00	0.00	0.00	0.00
90E000 2533 3010 07 001405	Long. HLS 10 Yr Survey	0.00	0.00	0.00	0.00	0.00	0.00	0.00
90E000 2533 3010 08 001406	Wash. HLS 10 Yr Survey	0.00	0.00	0.00	0.00	0.00	0.00	0.00
90E000 2533 3010 08 019095	LINCOLN ROOF PROJECT	0.00	0.00	0.00	0.00	0.00	0.00	0.00
90E000 2533 5230 00 019095	ARCH FEES LINCOLN ROOF	0.00	0.00	1,200.57	-1,200.57	0.00	4,211.85	0.00
90E108 2533 5230 00 000000	ARCH FEE LINCOLN HVAC/ROOF/	50,000.00	0.00	52,801.43	-2,801.43	0.00	199,964.58	105.60
90E000 2535 5210 00 000000	HLS GENERAL	0.00	0.00	0.00	0.00	0.00	0.00	0.00
90E000 2535 5230 00 019095	LINCOLN ELEM ROOF PROJECT	26,735.00	0.00	26,734.70	0.30	0.00	236,457.90	100.00
90E000 2535 5230 00 020018	LINCOLN HVAC/ROOF/DOORS	1,670,000.00	0.00	996,218.73	673,781.27	0.00	593,106.88	59.65
90E000 8990 0000 00 000000	Other Sources	0.00	0.00	0.00	0.00	0.00	42,919.00	0.00
90---- ---- ---- -- ------		1,756,735.00	0.00	1,076,955.43	679,779.57	0.00	1,076,660.21	61.30
Grand Expense Totals		59,704,128.00	3,401,132.19	32,121,926.05	27,094,701.47	330,498.45	53,472,558.32	53.80

Number of Accounts: 2222